

nightSun® 夜太阳



NIGHTSUN PRO LIGHTING EQUIPMENT CO.,LTD.

Nightsun Industrial Park, GuangLong Road,
ZhongLuoTan Town, BaiYun Area, GuangZhou City, China
TEL: +86-20-66847002 / 66847003
FAX: +86-20-66847009
E-MAIL: overseas@nightsun.com.cn
WEBSITE: www.nightsun.net



2016
CATALOGUE

About Nightsun

Nightsun Pro Lighting Equipment Co., Ltd. (Nightsun's predecessor is Sanyou lighting factory, which is founded in 1995.) is a focused in develop , produce and sale for professional stage lighting products for 21 years. NIGHTSUN is one of the famous lighting brand in world now.

We are located in the downtown center of Zhongluotan town, Baiyun district Guangzhou. We have about 400 staff, include 5 department (R&D department, Produce department, Sales department, human resources and administration department, financial department).The produce department has 7 produce unit and 2 business unit. The area of our own structure is about 60,000 square meters. Our turnover is about 250million RMB. The net property is over 200million RMB.

Council member of China Entertainment Technology Association, Vice-chairmen member of Industry Association Of China Entertainment Equipment, Vice-chairmen member of GUANGDONG CHAMBER OF COMMERCE IN JIANGXI, One of the most ten competitive lighting brand in China, One of the most ten best lighting channel building in China, high-technology enterprises, Grade TWO of Theatrical Equipment Enterprises, ERP System, ISO certificate, Certificated unity by General Administration of Quality Supervision, Inspection and Quarantine of the People's Republic of China, Drafting Committee of industrial standard, Most products have CE, RoHS certificate.

Our product include Beam moving head, LED moving head, traditional stage light and flood light, follow spot, PAR light, LED spot light and beam effect light, laser light, strobe light, outdoor waterproof light, fog machine, controller, snow machine etc. The 60% product are exported to 80 countries (55% is OEM and 45% is exclusive agent of Nightsun), 40% product are sold in domestic market through our 28 offices in each province.

We have production study and research alliance with Guangdong University Of Technology and Nanchang University. Our R&D department has 30 engineers and develop about 50kinds new product every year. We have about 100pcs proprietary technology and 26 professional quality control staffs. The plant property (RD, test and produce equipment) is over 15million RMB.

factory



30000 m²



36000 m²

Strong production capability



Advanced testing equipment



Certificate



CONTENTS

MOVING HEAD

GA088	P01/02
GA086K	P03/04
GA083	P05/06
GA087	P07/08
GA082B	P09/10
GA082K/GA082M	P11/12
GA081/GA081A	P13/14
GA078	P15/16
GA078K	P17/18
GA043	P19/20
SA052	P21/22
SPB314/SPB315/SPB315M	P23/24
SPB312	P25/26
SPB300K/SPB300M/SPB135	P27/28
SPB311K/SPB309	P29/30
SPB301/SPB310	P31/32
SPB500/SPB501/SPB501B	P33/34
SPB403K/SPB403M	P35/36
SPB405K/SPB405M	P37/38
SPB012	P39/40
SPB014/SPB009K/SPB009M	P41/42
SPB018K/SPB019K/SPB019M	P43/44
SPB010	P45/46
SPB011	P47/48
SPB108/SPB108B	P49/50
SPB109/SPB109B	P51/52
SPB110/SPB111	P53/54
SPB114	P55/56
SPB119/SPB219	P57/58
SPB307/SPB308	P59/60
SPB305/SPB305B	P61/62
SPB306/SPB306B	P63/64
SPB502/SPB503	P65/66
SPB409/SPB512	P67/68

PRO LIGHT

GC004/GC005	P69/70
GC011/GC012	P71/72
GPC010/SPC102	P73/74
GL060/GL060UV/GL063/GL033	P75/76
GPS001/GL025LP/GL025LB/GL026LP/GL026SP/GL026LB/GL026SB	P77/78
GPS060K3/GPS060K4/GPS060M2	P79/80
GPS300K3/GPS300K4/GPS300M2	P81/82
GPS207K/GPS207M	P83/84
GPS301/GPS070	P85/86
GPS080/GPS084	P87/88
GPS081/GPS082	P89/90
GPS083/GPS085	P91/92
SPC100/SPC101	P93/94

LED PAR

SPC049A/SPC049	P95/96
SPC050K/SPC051	P97/98
SPC054/SPC549N	P99/100
SPC549M1/SPC549M2/SPC549M3/SPC349M1/SPC349M2/SPC349M3	P101/102
SPC149Z1/SPC149Z2/SPC149Z3/SPC149Z4/SPC052K	P103/104
SPC200/SPC202	P105/106
SPD020/SPD022/SPD033/SPC035	P107/108
SPC033K1/SPC033K2/SPC033K3/SPC034	P109/110
SPC041K/SPC041K2/SPC141K1/SPC141K2	P111/112
SPC241K1/SPC241K2/SBD001	P113/114
SBD002/SBD003	P115/116
SPC203/SPC204	P117/118

LASER

SD107/SD108	P119/120
SD109/SD331	P121/122
SD053K/SD054K/SD054M	P123/124
SD321K/SD322K/SD405K	P125/126
SD406K/SD407K	P127/128
SD408K1/SD408K2/SD408M1/SD408M2	P129/130
SD420K1/SD420K2/SPB406K/SPB406M	P131/132
GD138K1/GD138K2/GD138M	P133/134

STROBE

SE001/SE006/SE016/SE017/SE018/SE005N	P135/136
SPE002/SPE004/SPC067/SPE006	P137/138

DJ/CLUB

SB060/SB061/SB062	P139/140
SPB203K/SPB203M	P141/142
SPC065K/SPC065M/SPC065N/SPC029N	P143/144
SPG017K/SPG005/SPG078/SPG129	P145/146
SPG017N/SPG302/SPG131/SPP006	P147/148
SPG604/SPG141	P149/150
SPC025/SPG028K	P151/152
SPG305K/SPG306K	P153/154
SPG002/SPG002K/SPG002M/SPG002N	P155/156
SPH025/SPH026/SPC070	P157/158
SPC075M1/SPC075M2/SPC075K1/SPC075K2	P159/160
SPA203S/SPA203R/SPA203SJ/SPA203V/SPA203VJ	P161/162
SPA203K/SPA204K/SPA306K/SPA409K/SPA806K/SPA203M/	
SPA204M/SPA206M/SPA304M/SPA308M/SPA408M	P163/164
SPA005/SPA505	P165/166
SPA005/SPA532	P167/168
SPA503/SPA004	P169/170

OUTDOOR LIGHT

KZD040B/KZD041B	P171/172
KZD040A/KZD041A	P173/174
KZD077/SPC045B	P175/176
KZD018/KZD019	P177/178
KZD036/KZD054	P179/180

CONTROLLER

GM081	P181/182
GM180	P183/184
GM088	P185/186
GM089M/SM106	P187/188
SM006B/SM006K	P189/190
SM007K/SM300	P191/192
SM301/SM212	P193/194
SM211/SM011A/SM011B/	P195/196
GM035//GM036/GM038A/GM038B	P197/198

EFFECT MACHINE

SI018/SI050E/SI051E/SI052	P199/200
SI108/SI109/SI033/SI101	P201/202
SI047/SI044B/SI049/SI016N	P203/204
SI032F/SI013/SI110	P205/206
SI102/SI103/	P207/208
SI104/SI105	P209/210
SI106/SI107	P211/212
SK001/SK002/SK003/SK005/SJ003/SJ001N	P213/214

ACCESSORIES

SR009/SR008/SR007A/SR007B/SR005	P215/216
SN001/SN015/SN024/SR010/SR012/SR001L/SR001M/SR001N	P217/218
SR001T/SR001S/SR001R/SR001Q/SR001F/SR001E/SR001A/SR001H/	
SR001G/SR005/SR006/SR006G/SR006F/SR006H/SR006I/	
SR007/SR071/SR072/SR073/SR074/SR075/SR076/SR077	P219/220
SR100	P221/222

330W MOVING HEAD BEAM WASH SPOT GA088



Power supply: AC 100–240 V, 50–60Hz

Power consumption: 470W

Light source: YODN MSD 330W

Life Time: 1500 hours

Color temperature: 7500K

Beam angle: 3–18°

Wash angle: 5–30°

Control panel: LED display

Controls: auto, master/slave, DMX512

DMX channels: 15/24 channels mode

Pan/Tilt rotation: 540°/ 270° speed adjustable

Color: 14 color + white, with forward and reverse rainbow effect.

Gobo wheel: gobo I with auto rotation of each gobo (8 gobos plus white color);
gobo II (15 gobos plus white color)

Prism wheel: rotation 8-face prism

Focus: Electronic focus, ultra smooth and adjust the focus

Dimmer: 0–100% linear dimming function

Strobe: Flash speed up to 10 times / sec, random flash optional

Working environment: up to 40°C

Protection rate: IP20

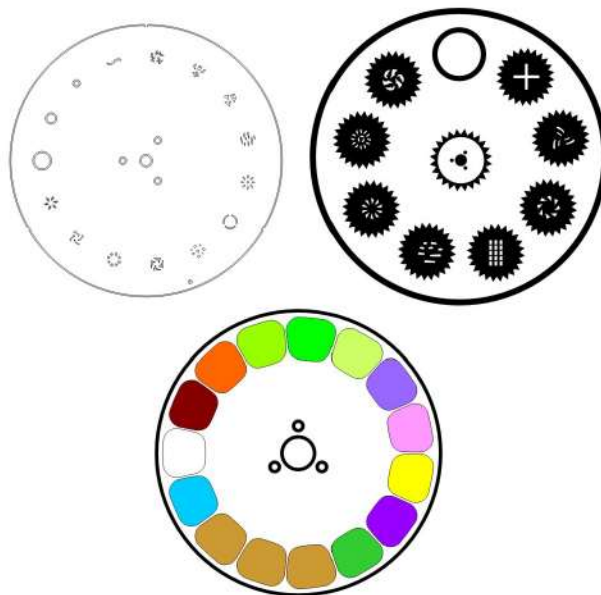
Cover: A3+Plastic

Dimension size: 344×278×553mm


Packing size: 480×440×610mm

N.W: 19.8 kg

G.W: 23.7 kg



280W MOVING HEAD SPOT/WASH/BEAM 3IN1 GA086K



Power supply: AC 100-240V, 50/60Hz

Power consumption: 470W

Light source: OSRAM HRI280W OR YODN

Life Time: 2200 hours

Color temperature: 8000K

Beam angle: 2.5-20°

Control panel: LCD touch screen display function

Controls: auto, master/slave, DMX512, Automatic

DMX channels: 16/24 channels mode

Pan/Tilt rotation: 540°/270°, speed adjustable

Color: 13 color + white, with forward and reverse rainbow effect.

Gobo wheel: gobo I with auto rotation of each gobo (9 gobos plus white color);
gobo II (14 gobos plus white color)

Prism 1: 8-facet circular prism rotating in both directions at different speeds

Prism 2: 6-facet linear prism rotating in both directions at different speeds

Focus: Linear adjustment

Dimmer: 0-100% linear dimming function

Strobe: Flash speed up to 10 times / sec, random flash optional

Wash effect: Adjustable Wash effects angle

Working environment: up to 40°C

Protection rate: IP20


Cover: A3, Plastic

Dimensions: 386×365×530mm

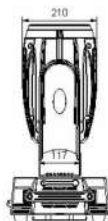
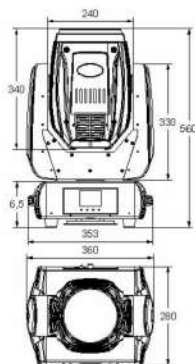
Packing size: 445×430×570mm

N.W: 19 kg

G.W: 21 kg



17R MOVING HEAD BEAM GA083



Light Source:OSRAM SIRIUS series HRI 330W

Life time:1500hours

Beam:Large beam effect, Beam angle is 0~1°

Color temperature:White 8000K with adjustable function

Color wheel:14 colors + White; rainbow effect and half color effect

Gobo wheel:12 gobos + White, the gobo can be removed and changed, with rotated function

Prism:16 facet prism in two directions with navigation

Frost:0-100% linear frost effect

Focus function:High quality lens with focus function

Channels:16 DMX channels

Controls:auto, master/slave, DMX-512

Strobe:Mechanic strobe effect with high frequency 14 times/second; macro function.

Dimming:linear dimming (0 – 100%)

Scanning:Pan and Tilt are drove by three-phase motor, Pan 540°, tilt 270° 8 bits and 16 bits precision control with variable speed

Display:3.0 LCD, Languages with Chinese and English, the product can be set without electrify

Power supply:AC 100~240 V, 50/60Hz

Power consumption:510 W

Ballast:the power consumption of rectifier reaches up to 0.99, THD < 20%, it can adjust the lamp's power consumption, the electricity consumption will decrease 50% automatically, increase the stability of lighting

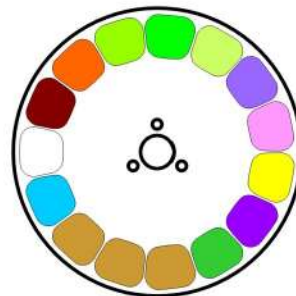
Applications fields theater, TV station, studios, auditorium, report halls, stadium etc

Dimension size:360×280×560mm

Packing size:480×440×610mm

N.W:21.6kg

G.W:24.3kg



280W WATERPROOF OUTDOOR MOVING HEAD BEAM GA087



Power supply: AC 100–240 V, 50/60Hz

Power consumption: 350W

Light source: OSRAMSIRIUS HRI 280W

Life Time: 1500 hours

Color temperature: 7500K

Beam angle: 0-4°

Control panel: LCD display

Controls: auto, master/slave, DMX512

DMX channels: 16channels mode

Pan/Tilt rotation: 540°/ 270°, speed adjustable

Color: 14color+white, with forward and reverse rainboweffect.

Gobo wheel: fixed gobowheel (17patterns +white), with rotation pattern effect.

Prism wheel: Rotation prism can be rotated forward and reverse, with prism positioning function

Focus: Electronic focus, ultra-smooth zooming adjustable

Atomization: 0~100% linear adjusting atomization effect

Dimmer: 0-100% linear dimming function

Strobe: Flash speed up to 13 times / sec, random flash optional

Workingenvironment: up to 40°C

Protectionrate: IP56


Cover: A3.

Dimensionsize: 406×480×700mm

Packingsize: 550×490×710mm

N.W: 35 kg

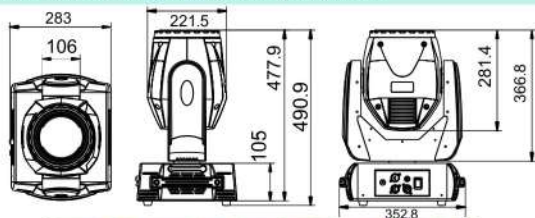
G.W: 42 kg



7R MOVING HEAD BEAM GA082B



GA082B is a powerful moving head beam light 230W with high brightness, and the three phase motor makes it move fast and smoothly. This light has the same color wheel and gobo wheel as standard Sharpy does, and gobos and color together eight facet prism that produces unbelievable effects. Narrow beam effect comes out from high quality focus lens will shock you throughout of the whole performance with great strobe effects. This light is a good choice for stage performance, TV shows and meeting halls etc. with huge or medium lighting coverage requirement.



Light type: OSRAM 230W

Typical lumen maintenance rate: 70% @ 2000 hours

II. Optical Effects

Beam angle: 0° ~ 4°

14 colors + open; rainbow effect and half color effect

17 gobos with shake effect and variable speed in two directions

8 facet prism in two directions with navigation

High quality lens with focus function

Excellent lamp with 7950 lumen and the color temperature reaches 8000K

0-100% linear frost effect

0-100% linear dimming

Power supply: AC 100-240V, 50/60Hz.

Power consumption: 350W

Length: 353 mm (13.9")

Width: 283 mm (11.1")

Height: 483 mm (19.0")

Packing size: 480x440x610 mm

N.W: 18.7 kg

G.W: 21.6 kg

Working Environment: up to 40°C

Display: LCD display

Channels: 16 DMX channels

Strobe: mechanic strobe effect with high frequency 14 times/second; macro function.

Dimmer: linear dimming (0 ~100%)

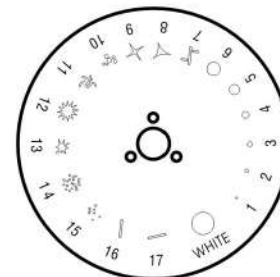
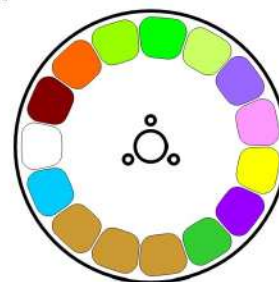
Rotation : Pan 540°, tilt 270 °

8 bits and 16 bits precision control with variable speed

Perfect appearance design

Housing: made by heat resisting material

Protection rate : IP20

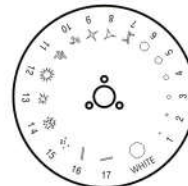


7R MOVING HEAD BEAM GA082K



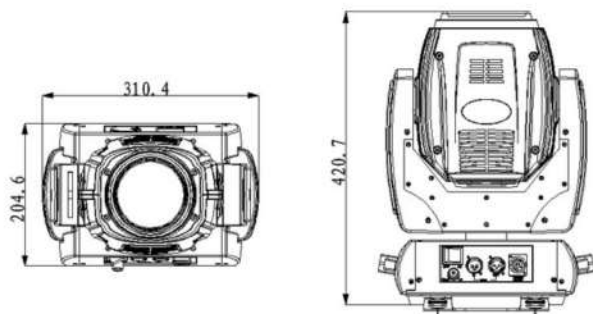
Power supply: AC 100-240 V, 50/60Hz
Power consumption: 350W
Light source: 230W OSRAM
Life Time: 2000 hours
Color temperature: 8000K
Beam angle: 0-4°
Control panel: LCD touch screen display function
Controls: Auto, DMX, Wireless DMX (optional)
DMX channels: 16/20 channels mode
Pan/Tilt rotation: 540°/ 270°, speed adjustable
Color: 14 color + white, with forward and reverse rainbow effect
Gobo wheel: fixed gobo wheel (17 patterns + white), with rotation pattern effect
Prism wheel: Rotation prism can be rotated forward and reverse, with prism positioning function
Focus: Electronic focus, ultra-smooth zooming adjustable
Atomization: 0~100% linear adjusting atomization effect
Dimmer: 0-100% linear dimming function
Strobe: Flash speed up to 13 times / sec, random flash optional
Working environment: up to 40°C
Protection rate: Ip20
Cover: High-strength temperature resistance engineering plastic shell, streamlined design.
Dimension size: 405×345×475mm
Packing size: 440×410×540mm
N.W: 18kg
G.W: 20kg

5R MOVING HEAD BEAM GA082M



Power supply: AC 100-240 V, 50/60Hz
Power consumption: 320W
Light source: 200W Philips
Life Time: 2000 hours
Color temperature: 8200K
Beam angle: 0-4°
Control panel: LCD touch screen display function
Controls: Auto, DMX, Wireless DMX (optional)
DMX channels: 16/20 channels mode
Pan/Tilt rotation: 540°/ 270°, speed adjustable
Color: 14 color + white, with forward and reverse rainbow effect
Gobo wheel: fixed gobo wheel (17 patterns + white), with rotation pattern effect
Prism wheel: Rotation prism can be rotated forward and reverse, with prism positioning function
Focus: Electronic focus, ultra-smooth zooming adjustable
Atomization: 0~100% linear adjusting atomization effect
Dimmer: 0-100% linear dimming function
Strobe: Flash speed up to 13 times / sec, random flash optional
Working environment: up to 40°C
Protection rate: Ip20
Cover: High-strength temperature resistance engineering plastic shell, streamlined design.
Dimension size: 405×345×475mm
Packing size: 440×410×540mm
N.W: 18kg
G.W: 20kg

5R/2R MOVING HEAD BEAM GA081/GA081A



Power supply: AC 100–240V, 50/60Hz

Power consumption: 260W / 250W

Light source: 200W PHILIPS/132W OSRAM

Life Time: 3000 hours

Color temperature: 8200K

Beam angle: 0–4°

Control panel: LCD display + control wheel

Controls: sound activation, auto, master/slave, DMX512

DMX channels: 16 channels mode

Pan/Tilt rotation: 540° / 270°, speed adjustable

Color: 13 color + white, with forward and reverse rainbow effect.

Gobo wheel: 14 gobos plus white color

Prism wheel: Rotation prism can be rotated forward and reverse, with prism positioning function

Focus: Electronic focus, ultra-smooth zooming adjustable

Atomization: 0~100% linear adjusting atomization effect

Dimmer: 0–100% linear dimming function

Strobe: Flash speed up to 10 times / sec, random flash optional

Working environment: up to 40°C

Protection rate: IP20

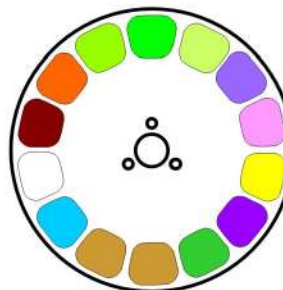
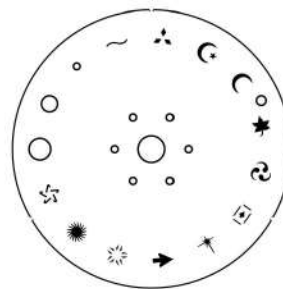
Cover: AL + Plastic

Dimension size: 311×205×434mm

Packing size: 500×370×250mm

N.W: 11.5 kg

G.W: 13.5 kg

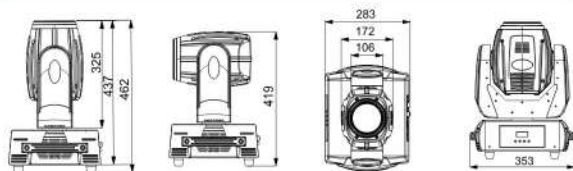


2R MOVING HEAD BEAM GA078



GA078 features high speed with powerful motor inside, and three individual lighting display function can produce diverse colors. This light has the same color wheel and gobo wheel as standard Sharply and gobos and color together eight facet prism that produces unexpected effects. Narrow beam effect come out from high quality focus lens will shock you throughout of the whole performance with great strobe effects.

This light has wild applications like stages, studios, meeting/report halls etc that make it a powerful light of beam light.



Light source: OSRAM 132W

Typical lumen maintenance rate: 70% @ 60000 hours
excellent dimming

Beam angle: 0~3.2°

One color wheel 13 colors + white with rainbow effect and half the color effect
14 plug gobos + white With shaking effect and two-way transmission flow effect
Rotation prism can be rotated forward and reverse, with prism positioning function
High quality lens with focus function

Excellent lamp with 7950 lumen and the color temperature 8300K

0~100% linear frost effect

0~100% linear dimming

Built-in random strobe program

Power supply: AC 100 -240V, 50/60Hz.

Power consumption: 250 W

Length: 353 mm (13.9")

Width: 283 mm (11.1")

Height: 462 mm (18.2")

Packing size: 480×440×610 mm

N.W: 17.8 kg

G.W: 20.5 kg

Working Environment: up to 40°C

Over-heat protect function

Display: LCD display

Channels: 16 DMX channels

Strobe: mechanic strobe effect with high frequency 14 times/second; macro function.

Dimming: linear dimming (0 ~100%)

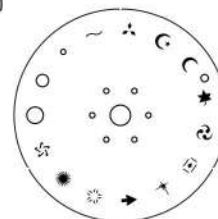
Rotation : Pan 540° · tilt 270°

8 bits or 16 bits precision control with variable speed

Housing: Made by high-temperature resistance plastics

Perfect appearance design

Protection rate : IP20



2R MOVING HEAD BEAM GA078K



GA078K features high speed with powerful motor inside, and three individual lighting display function can produce diverse colors. This light has the same color wheel and gobo wheel as standard Sharply and gobos and color together eight facet prism that produces unexpected effects. Narrow beam effect come out from high quality focus lens will shock you throughout of the whole performance with great strobe effects.

This light has wild applications like stages, studios, meeting/report halls etc that make it a powerful light of beam light.



Light source: OSRAM 132W

Typical lumen maintenance rate: 70% @ 60000 hours
excellent dimming

Beam angle: 0~3.2 °

One color wheel 14 colors + white with rainbow effect and half the color effect
17 plug gobos + white With shaking effect and two-way transmission flow effect
Rotation prism can be rotated forward and reverse, with prism positioning function
High quality lens with focus function

Excellent lamp with 7950 lumen and the color temperature 8300k

0~100% linear frost effect

0~100% linear dimming

Built-in random strobe program

Power supply: AC 100 -240V, 50/60Hz.

Power consumption: 250 W

Length: 370 mm

Width: 285 mm

Height: 455 mm

Packing size: 430×320×520mm

N.W: 13.9 kg

G.W: 15.4 kg

Working Environment: up to 40°C

Over-heat protect function

Display: LCD display

Channels: 16 DMX channels

Strobe: mechanic strobe effect with high frequency 14 times/second; macro function.

Dimming: linear dimming (0 ~100%)

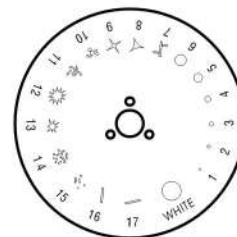
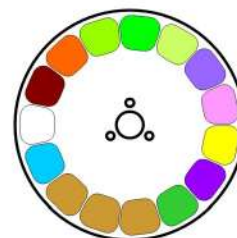
Rotation : Pan 540° · tilt 270 °

8 bits or 16 bits precision control with variable speed

Housing: Made by high-temperature resistance plastics

Perfect appearance design

Protection rate : IP20



1200W MOVING HEAD SPOT GA043



GA043 is a 1200W classic Moving Head Spot which has powerful functions, excellent beam effects and perfect design. Two color wheels and two gobo wheels combined with high-speed flash function can create unlimited dynamic pattern effect, which is equipped with semi-color switch and has rainbow function to create a dazzling rich color effects.

Suitable for: Large and medium-sized entertainment occasions such as Bar, Disc club, show bar; auditorium, multi-purpose hall, banquet hall and others small or medium-sized performing places.



Lamp type : HMI 1200W short arc JENBO lamp

Typical lumen maintenance rate : 70% @ 750 hours

Beam angle: 11~18°

Color temperature: 6000K

Dimming: High-precision 0 ~ 100% linear dimming

Colors: Two color wheels 7 colors + white, with high-speed semi-color switch and rainbow function to create a dazzling rich color effects.

Power supply: AC 200-240V, 50/60Hz

Power consumption : 1500 W

Length : 500 mm (19.7")

Width : 400 mm (15.7")

Height : 740 mm (29.1")

Packing size : 590×470×850 mm

N.W : 51 kg

G.W : 78 kg

Working Environment : up to 40°C

Temperature protection : overheating protection function

Display: LCD display

Channel: 20 DMX channels

Strobe : 1 ~ 12 times strobe effect / second.

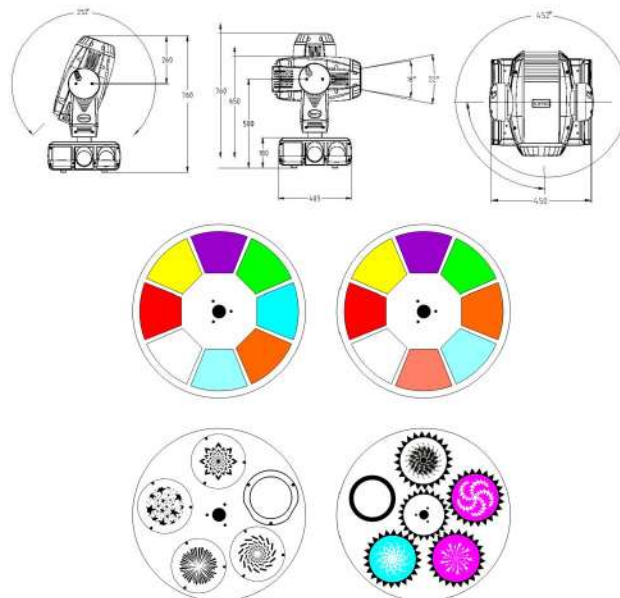
Dimmer : 0~100% Electronic linear dimming function

Rotation : Pan 540° Tilt 270°

With 8-bit and 16-bit rotation accuracy, precise positioning, rotation speed adjustable . Remote reset function

Housing: Fiber-reinforced composites , anti-ultraviolet (UV)

Protection rate : IP20



575W MOVING HEAD SPOT SA052



SA052 is a 575W Moving Head Spot, which has a perfect appearance design and many excellent functions. The high-quality lens system can make a best spot effect; efficient and precise motor provides a full range of scanning; a high speed rainbow effect. Special gobos wheels system can make many infinite variety of dynamic pattern effects.

Suitable for: Large and medium-sized entertainment places such as Bar, Disc club, show bar; auditorium, multi-purpose hall, banquet hall and others small or medium-sized performing places.



Lamp type : HMK 575W, JENBO lamp(optional: without lamp)

Typical lumen maintenance rate : 70% @ 750 hours

Beam angle:11°

Color temperature: 6000K

Dimming: High-precision 0 ~ 100% linear dimming

Colors: One color wheel 7colors+white, with high-speed semi-color switch and rainbow function.

Gobo wheel : 6 plug gobos + white, easy to handle

0~100% linear zoom effect

Two-piece adjustable frequency dimming and random strobe effect

Power supply: AC 220V,50/60Hz; AC 110V,50/60Hz

Power consumption : 800 W

Length : 380 mm (15")

Width : 470 mm (18.5")

Height : 480 mm (19")

Packing size : 545×500×575 mm

1040×500×700 mm (2PCS/CTN) (Fly Case)

N.W : 26 kg

G.W : 31.3 kg

Working Environment : up to 40°C

Temperature protection : Overheating protection function

Display: LCD display

Channel: 14 DMX channels

Strobe : 1 ~ 10 times / second, variable speed flash

Dimmer : 0~100% Electronic linear dimming function

Rotation:Pan 540° Tilt 270°

Housing: Fiber-reinforced composites, anti-ultraviolet (UV)

Protection rate : IP20

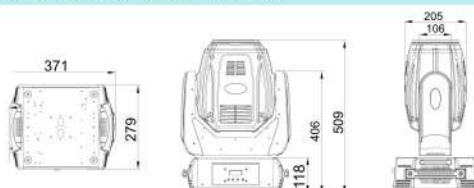


180W/180W/140W LED MOVING HEAD SPOT SPB314/SPB315/SPB315M



SPB314/SPB315 is widely used in large and medium-sized entertainment places such as Bar, Disc club, show bar; auditorium, multi-purpose hall, banquet hall and others small or medium-sized performing places. It is designed with good looking, low-carbon design, green energy, long working life, high safety performance. Compared to other lights in this field, this light is outstanding with every technology has reached top level in entertainment lighting industry.

It has extraordinary light effects, powerful image effect, perfect design, high-quality optical system that projects a sharp beam. 180W white LED light source with a high-quality optical lens, its lumen output light efficiency of the industry-leading level.



Power supply: AC 100–240 V, 50/60Hz

Power consumption: 280W/280W/240W

Light source: SPB314: LED 180W RGBW module

SPB315: LED 180W White module

SPB315M: LED 140W White module

Life Time: 60000 hours

Color temperature: 6200-6500K

Beam angle: 16°

Control panel: LCD display

Controls: sound activation, auto, master/slave, DMX-512

DMX channels: SPB314: 19 channels mode

SPB315: 14 channels mode

SPB315M: 14 channels mode

Pan/Tilt rotation: 540°/270°, speed adjustable

Color: SPB314: Virtual unlimited RGBW color mixing system with the RGB color wheel. RGB dynamic rainbow effects

SPB315: 7 colors plus white color; rainbow effect on double directions

SPB315M: 7 colors plus white color; rainbow effect on double directions

Gobo wheel: gobo I with auto rotation of each gobo (6 gobos plus white color); gobo II (7 gobos plus white color)

Prism wheel: three facet prism with rotation on double directions and navigation function

Focus: Electronic focus, ultra smooth and adjust the focus

Dimmer: 0-100% with regulated constant control

Strobe: electronic strobe with pulse and random effects, 10 Flashes per second

Working environment: up to 40°C

Protection rate: Ip20


Cover: A3+ Plastic

Dimension size: 371×279×509mm

Packing size: 480×440×610mm

N.W: 18kg

G.W: 21kg

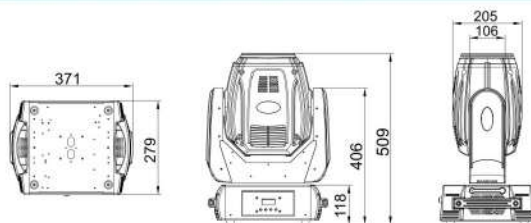


60W LED MOVING HEAD SPOT SPB312



SPB312 is LED(60W) moving head spot light, it is easy to operate with built-in program that is freely to produce gobos, strobe effect and diverse colors.

Suitable for: entertainment occasions like bars; and other applications such as meeting halls and multi-function meeting rooms etc.



Light source: LED 60W (white color)

Typical lumen maintenance rate: 70% @ 50000 hours

High quality optical lens

Beam angle: 13°

Color temperature 6000K – 7500K

7 colors plus white color; rainbow effect on double directions

Gobo wheels: gobo 1 with auto rotation of each gobo (7 gobos plus white color); gobo 2 (7 gobos plus white color)

Prism wheel: three facet prism with rotation on double directions and navigating function

Power supply: AC100-240V,50/60Hz.

Power consumption: 160W

Length: 371 mm (14.6")

Width: 279 mm (11")

Height: 509 mm (20")

Packing size: 480×440×610 mm

N.W: 12.73 kg

G.W: 14.68 kg

Working Environment: up to 40°C

Over-heat protect

Display: LCD display

Channels: 15 DMX channels

Strobe: mechanic strobe effect with high frequency 18 times/second

Dimming: electronic dimming (0 ~ 100%)

Rotation: Pan 540°, tilt 270 °and auto error correction

8 bits and 16 bits precision control and speed adjustable

Power input & output accesses


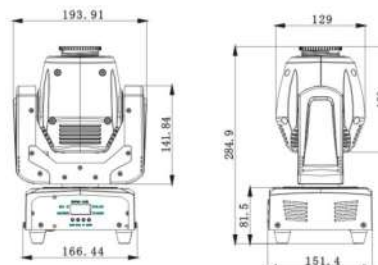


60W/75W LED MOVING HEAD SPOT SPB300K/SPB300M



Power supply: AC 100-240 V, 50/60Hz
Power consumption: SPB300K: 160W
 SPB300M: 175W
Light source: SPB300K: 60W LED White
 SPB300M: 75W LED White
Life Time: 60000 hours
Color temperature: 6200-7500K
Beam angle: 13°
Control panel: LCD display
controls: sound activation, auto, master/slave, DMX512
DMX channels: 16 channels mode
Pan/Tilt rotation: 540°/ 270°, speed adjustable
Color : 7color+white, with forward and reverse rainbow effect.
Gobo wheel: gobo I with auto rotation of each gobo (6 gobos plus white color);
 gobo II (8 gobos plus white color)
Prism wheel: three facet prism with rotation on double directions and navigation function
Focus: Electronic focus, ultra smooth and adjust the focus
Dimmer: 0-100% with regulated constant color control
Strobe: electronic strobe with pulse and random effects, 10 Flashes per second.
Working environment: up to 40°C
Protection rate: IP20
Cover: Plastic
Dimension size: 260×250×350mm
Packing size: 300×300×360mm
N.W: 6.6 kg
G.W: 7.8 kg

35W LED MOVING HEAD SPOT SPB135



Power supply: AC95-245V, 50/60Hz
Power consumption: 60W
Light source: 35W Lumen LED
Life Time: 50000 hours
Color temperature: 6000-6500K
Beam angle: 12°
Control panel: LCD display
Control mode: sound activation, auto, master/slave, DMX512
DMX channels: 7/13CHS
Pan/Tilt rotation: 540°/ 230°, speed adjustable
Color wheel: 7 colors plus white color
Gobo wheel: 7 gobos plus white color
Focus: Manual
Dimmer: 0-100% with regulated constant color control
Strobe: electronic strobe with pulse and random effects, 10 Flashes per second.
Working environment: up to 40°C
Protection rate: IP20
Cover: Plastic
Product size: 194×151×285mm
Master Box QTY: 6PCS
N.W: 3 kg
G.W: 4 kg

30W LED MOVING HEAD SPOT SPB311K



Power supply: AC 100-240 V, 50/60Hz
Power consumption: 90W
Light source: 30W(white)LED lamps
Life Time: 60000 hours
Color temperature: 6000-6500K
Beam angle: 13°
Control panel: 4 Digital LED display figures
Controls: sound activation, auto, master/slave, DMX-512
DMX channels: 8CHS
Pan/Tilt rotation: 630°/ 270°, speed adjustable
Color wheel: 9 colors plus white color
Gobo wheel: 9 gobos plus white color
Dimmer: 0-100% with regulated constant color control
Strobe: electronic strobe with pulse and random effects, 10 Flashes per second.
Focus: manual focus
Working environment: up to 40°C
Protection rate: IP20
Cover: Plastic
Dimension size: 215×215×310mm
Packing size: 265×230×350mm
 560×490×370mm(4PCS/CTN)
N.W: 4.6kg
G.W: 5.6kg

10W LED MINI MOVING BEAM SPB309



Power supply: AC100-240V, 50/60Hz
Power consumption: 22W
Light source: 10W(white)LED
Life Time: 60000 hours
Color temperature: 6000-6500K
Beam angle: 13°
Control panel: 4 Digital LED display figures
Control mode: sound activation, auto, master/slave, DMX512
DMX channels: 9/11CHS
Pan/Tilt rotation: 540°/ 190°, speed adjustable
Color wheel: 7 colors plus white color
Gobo wheel: 7 gobos plus white color
Dimmer: 0-100% with regulated constant color control
Strobe: electronic strobe with pulse and random effects, 10 Flashes per second.
Working environment: up to 40°C
Protection rate: IP20
Cover: Plastic
Dimension size: 170×160×290mm
Packing size: 280×215×295mm 460×300×320 (2PCS/CTN)
N.W: 2.5kg
G.W: 3.5kg

15W LED MOVING HEAD SPOT SPB301



Lamp type : 1×15W LED (RGB 3 in 1)

Typical lumen maintenance rate: 70% @ 50000 hours

Optical lens with high luminous effect Electronic flash with adjustable speed

Unlimited mixing color with RGB

Power supply: AC 100-240V, 50/60Hz

Power consumption : 50W

Dimension size: 177×177×250mm

Packing size : 378 x 236 x 262 mm

N.W : 3.1 kg

G.W : 3.8 kg

Working Environment : up to 40°C

Over- heated protection

Display: LED display

Channels: 8/13 DMX channels

Electronic adjustable flash with high speed

Rotation: Ultra micro and smooth scanning in wide scope, pan 540° Tilt 270° with

automatic error correction With 8-bit and 16-bit rotation accuracy, precise


positioning, rotation speed adjustable, adjustable speed of rotation

Controls: Sound activate, Master/Slave, Auto, DMX

Housing: high-temperature resistance plastics Perfect appearance design

Protection rate : IP20

15×3W LED + LASER MOVING HEAD SPB310



Lamp type : 15×3W LED(RGB), 60mW Green laser

Typical lumen maintenance rate : 70% @ 50000 hours

Optical lens with high luminous effect

6+10 raster gobos with assembling more than 100 kinds of gobos

Electronic flash with adjustable speed

Beam angle : 40°

Power supply : AC 100-240V, 50/60Hz

Power consumption : 120W

Dimension size : 242×238×350mm

Packing size : 300 x 288 x 430 mm

N.W : 4.9 kg

G.W : 6 kg

Working Environment : up to 40°C

Display: LED display

Channels: 15 DMX channels

Electronic adjustable flash with high speed

Rotation: Pan 450° Tilt 270°

With 8-bit and 16-bit rotation accuracy, precise positioning, rotation speed adjustable,

adjustable speed of rotation

Controls: Sound activate, Auto, DMX, Master/Slave

Housing: Made by high-temperature resistance plastics Perfect appearance design

Protection rate : IP20

25×12W LED MOVING MATRIX LIGHT SPB500



Power supply: AC 110-240V / 50Hz-60Hz

Power consumption: 300W

Light source: 25×12W Cree Quad RGBW LEDs, Each LED with individual DMX Controls

Life Time: 60000 hours

Beam angle: 3-5°

Control panel: Colorful screen display menu function

Controls: sound activation, auto, master/slave, DMX512

DMX channels: CH19 / CH23 / CH119 three channels mode

Pan, Tilt: continuous rotating

Pan/Tilt rotation: 540°/ 270°, speed adjustable

Dimmer: 0-100% with regulated constant color control

Strobe: electronic strobe with pulse and random effects, 10 Flashes per second.

Pixel-mapping effect: individual control of each LED source in expanded FULL COLOR mode (RGBW), Offers the option to display numbers, letters, graphic effects or images, and all effect Rotating

Working environment: up to 40°C

Protection rate: IP20

Cover: A3+Plastic

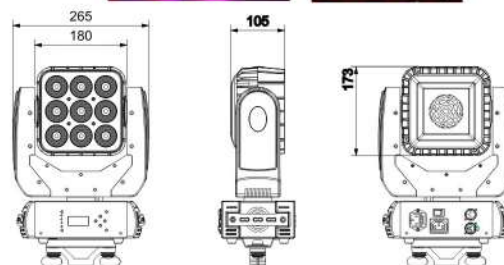
Dimension size: 350×365×510mm

Packing size: 550×410×410mm

N.W: 15.7 kg

G.W: 18 kg

9×10W LED MOVING MATRIX LIGHT SPB501/SPB501B



Power supply: AC 100-240V / 50Hz-60Hz

Power consumption: 115W

Light source: 9×10W RGBW LEDs

Life Time: 60000 hours

Beam angle: 7°

Control panel: LCD display

Controls: sound activation, master/slave, DMX512

DMX channels: CH1/CH16/CH48 three channels mode

Pan/Tilt rotation: SPB501: 630°/ 200°, speed adjustable
SPB501B: 630°/ Infinite, speed adjustable

Dimmer: 0-100% smooth dimming function

Strobe: electronic strobe with pulse and random effects, 10 Flashes per second.

Feature: Extremely small, High efficiency, Light Weight, little noise

Working environment: up to 40°C

Protection rate: IP20

Cover: AL + Plastic

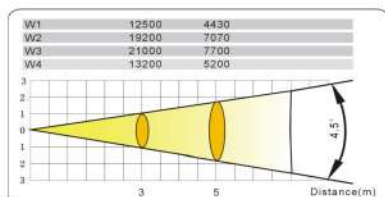
Dimension size: 265×149×354mm

Packing size: 400×310×220mm

N.W: 6 kg

G.W: 7.5 kg

LED SPIDER WHITE SPB403K



Power supply: AC 100-240V, 50Hz-60Hz

Power consumption: 100W

Light source: 8×10W CREE White high power LED

Life Time: 50000 hours

Color temperature: 6000K

Beam angle: 5°

Control panel: LCD display

controls: sound activation, auto, master/slave, DMX512

DMX channels: CH7/CH13

Pan/Tilt rotation: 540°/ 180°, speed adjustable

Dimmer: 0-100% with regulated constant color control

Strobe: 10 Flashes per second

Working environment: up to 40°C

Protection rate: IP20

Cover: Aluminum and Plastic

Dimension size: 420×190×270mm

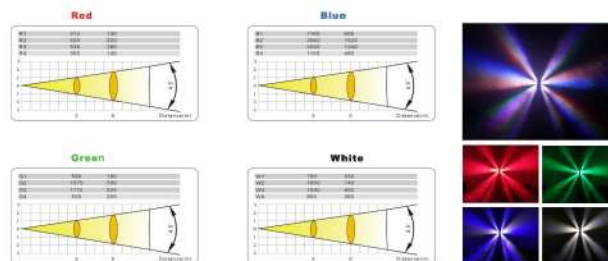
Packing size: 510×280×360mm
585×530×380mm(2PCS/PTN)

N.W: 6.5kg

G.W: 8.6kg



LED SPIDER RGBW SPB403M



Power supply: AC 100-240V, 50Hz-60Hz

Power consumption: 100W

Light source: 8×10W CREE RGBW high power LED

Life Time: 50000 hours

Color temperature: 6000K

Beam angle: 5°

Control panel: LCD display

controls: sound activation, auto, master/slave, DMX512

DMX channels: CH11/CH37

Pan/Tilt rotation: 540°/ 180°, speed adjustable

Dimmer: 0-100% with regulated constant color control

Strobe: 10 Flashes per second

Working environment: up to 40°C

Protection rate: IP20

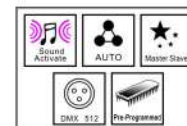
Cover: Aluminum and Plastic

Dimension size: 420×190×270mm

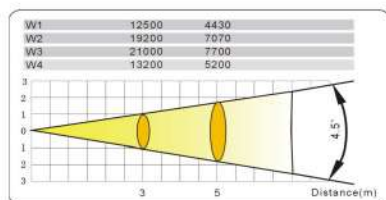
Packing size: 510×280×360mm
585×530×380mm(2PCS/PTN)

N.W: 6.5kg

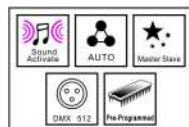
G.W: 8.6kg



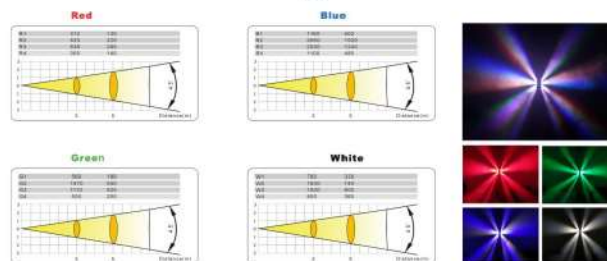
LED SPIDER WHITE SPB405K



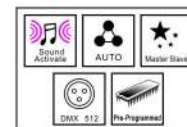
Power supply: AC 100-240V, 50Hz-60Hz
Power consumption: 100W
Light source: 8×10W White high power LED
Life Time: 50000 hours
Color temperature: 6000K
Beam angle: 5°
Control panel: LCD display
controls: sound activation, auto, master/slave, DMX512
DMX channels: CH7/CH13
Pan/Tilt rotation: 540°/ 180°, speed adjustable
Dimmer: 0-100% with regulated constant color control
Strobe: 10 Flashes per second
Working environment: up to 40°C
Protection rate: IP20
Cover: Aluminum and Plastic
Dimension size: 450×430×190mm
Packing size: 480×460×230mm
N.W: 6.5 kg
G.W: 7.5 kg



LED SPIDER RGBW SPB405M



Power supply: AC 100-240V, 50Hz-60Hz
Power consumption: 100W
Light source: 8×10W CREE RGBW high power LED
Life Time: 50000 hours
Color temperature: 6000K
Beam angle: 5°
Control panel: LCD display
controls: sound activation, auto, master/slave, DMX512
DMX channels: CH11/CH37
Pan/Tilt rotation: 540°/ 180°, speed adjustable
Dimmer: 0-100% with regulated constant color control
Strobe: 10 Flashes per second
Working environment: up to 40°C
Protection rate: IP20
Cover: Aluminum and Plastic
Dimension size: 450×430×190mm
Packing size: 480×460×230mm
N.W: 6.5 kg
G.W: 7.5 kg

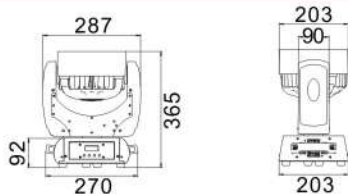


19×10W LED MOVING HEAD WASH SPB012



SPB012 is a wash light with 19 high quality LED light source and zoom function, high speed motor which makes it move fast and smoothly. This light has 3 LED zones with individual control of each that produces infinite color effects. Electronic zooming and precise adjustment on beam angle which makes the light to be ideal choice for beam washing. Equipped with diverse strobe modes, the luminaire is powerful to make an impressive lighting effect.

SPB012 is easy to operate, built-in programming is to make different colors and strobe effects.



Light type: LED 19×10W RGBW CREE

Typical lumen maintenance rate: 70% @ 60000 hours
High quality optical lens

Infinite adjustable beam angle; beam angle range 9°- 37°

CTO filter

White color is adjustable on temperature color (3200K/5600K/8000K)

Infinite RGBW color mixing; with RGB color wheel function

Color running with rainbow effect

3 LED zones with individual control of each; RGBW zone with macro function

Zone effects with variable speed

Precise dimming 0~100%

Strobe effect with variable speed

Electronic zooming

Built-in random strobe programming

Power supply: AC 100-240V, 50/60Hz.

Power consumption: 230W

Length: 270 mm (10.6")

Width: 203 mm (8")

Height: 365 mm (14.4")

Packing size: 320×320×480 mm

660×660×504 mm (4PCS/CTN)

N.W : 5 kg

G.W : 6 kg

Working Environment: up to 40℃

over-heat protect function

Display: LCD display

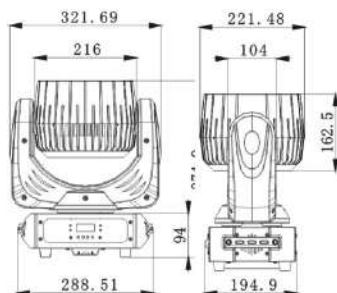
Channels: 18 DMX channels

Strobe: mechanic strobe effect with high frequency 1~18 times/second

Dimmer: electronic dimming (0 ~ 100%)

Rotation: Pan 450°, tilt 270° and auto error correction ; 8 bits and 16 bits precision control

19×10W LED MOVING HEAD ZOOM WASH+BEAM SPB014




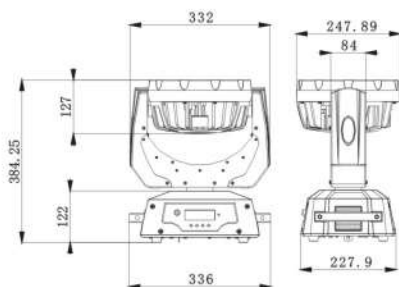
Power supply: AC 110-245V, 50Hz-60Hz
Power consumption: 320W
Light source: 19×10W RGBW Osram LED
Color temperature: 5500-6500K
Beam angle: 10-60°
Control panel: LCD display figures
Controls: DMX512
DMX channels: CH14
Pan/Tilt rotation: 630°/ 240°, speed adjustable
Dimmer: 0-100% with regulated constant color control
Strobe: electronic strobe with pulse and random effects, 10 Flashes per second.
Feature: Extremely small, High efficiency, Light Weight, little noise
Working environment: up to 40°C
Protection rate: IP20
Cover: Plastic
Dimension size: 380×300×200mm
Packing size: 415×265×490mm
N.W: 6.5 kg
G.W: 8 kg

10W MINI LED MOVING HEAD RGBW BEAM SPB009K/SPB009M



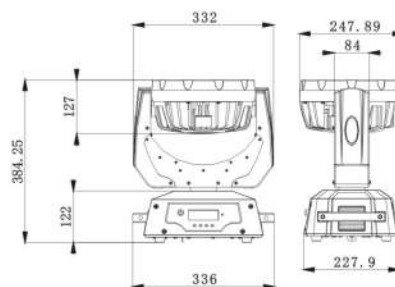
Power supply: AC 100V-240V, 50Hz-60Hz
Power consumption: 30W
Light source: SPB009K: 1×10W White Cree
 SPB009M: 1×10W(RGBW 4in1 Cree)
Life Time: 60000 hours
Color temperature: 6200-6500K
Beam angle: 8°
Control panel: 4 Digital LED display figures
Controls: sound activation, auto, master/slave, DMX512
DMX channels: SPB009K: 5CH / 10CH channels mode
 SPB009M: 9CH / 16CH channels mode
Pan/Tilt rotation: 540°/ 270°
Dimmer: 0-100% with regulated constant color control
Strobe: electronic strobe with pulse and random effects, 10 Flashes per second.
Working environment: up to 40°C
Protection rate: IP20
Cover: A3, Plastic
Dimension size: 240×130×130mm
Packing size: 250×180×180mm
 570×380×530mm (12PCS/CTN)
N.W: 2 kg
G.W: 2.6 kg

108×3W LED MOVING HEAD WASH SPB018K



Power supply: AC 90V-260V, 50HZ-60HZ
Power consumption: 350W
Light source: 108×3W(R24, G28, B28, W28 china)
Life Time: 60000 hours
Color temperature: 5600-6500K
Beam angle: 25°
Control panel: LCD display
Controls: sound activation, auto, master/slave, DMX-512
DMX channels: 12CH channels mode
Pan/Tilt rotation: 630° or 540°/ 265°
Dimmer: 0-100% with regulated constant color control
Strobe: electronic strobe with pulse and random effects, 10 Flashes per second
Working environment: up to 40°C
Protection rate: IP20
Cover: Plastic
Dimension size: 336×228×384mm
Packing size: 370×330×480mm
N.W: 9kg
G.W: 12kg

36×12W LED MOVING HEAD ZOOM WASH SPB019K/SPB019M



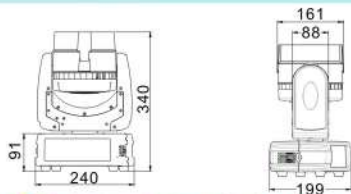
Power supply: AC 100V-240V, 50HZ-60HZ
Power consumption: 450W
Light source: SPB019K: 36×12W(RGBW 4in1 China)
 SPB019M: 36×12W(RGBW 4in1 Cree)
Life Time: 60000 hours
Color temperature: 5600-6500K
Beam angle: 10-60°
Control panel: LCD display
Controls: sound activation, auto, master/slave, DMX-512
DMX channels: 16CH channels mode
Pan/Tilt rotation: 540°/ 270°
Dimmer: 0-100% with regulated constant color control
Strobe: electronic strobe with pulse and random effects, 10 Flashes per second
Working environment: up to 40°C
Protection rate: IP20
Cover: Plastic
Dimension size: 336×228×384mm
Packing size: 370×330×480mm
N.W: 10.2kg
G.W: 11.5kg

12×15W LED MOVING HEAD BEAM SPB010



SPB010 is a LED moving head beam light with low-energy, environmental, high safety, beautiful appearance and very suitable for entertainment places and pro-stage. Meanwhile, it is a kind of final version stage light with high speed, accurate and efficient motor can provide not only large pan angle and tilt angle scan, but also with smooth and high speed. 3 districts LED effects display, create unlimited dynamic colorful effects.

It has not only super beam effects, but also many excellent results, including: high-speed flash effect; unlimited color options; evenly linear dimming effect. 7 degrees narrow beam angle effect with flash effect of the multi-mode, make a strong and shocking beam sense.



Lamp type : 12×15W LED RGBW OSRAM

Typical lumen maintenance rate : 70% @ 60000 hours

Optical lens with high luminous effect

Beam angle: 7°

RGBW(CMY), 8 or 16 bit precisely mixing color

Virtual CTO filter lens

White 3200K, 4200K, 5600K, 8000K, color temperature adjustable

Unlimited RGBW virtual color mixing system with RGB color wheel

Color with dynamic rainbow effect

3 district LED effects display, RGBW district displays macro function

Dynamic district colors display effects with changeable speed

High precise 0 ~ 100% linear dimming

adjustable frequency with dynamic flash effect

random flash program inside

Power supply : AC 100-240V,50/60Hz

Power consumption : 200W

Working Environment : up to 40°C

Over- heated protection

Length : 240 mm (9.4")

Width : 199 mm (7.8")

Height : 340 mm (13.4")

Packing size : 300×290×430 mm

620×600×455 mm(4PCS/CTN)

N.W : 5.2 kg

G.W : 7.0 kg

Display: LED display

Channel: 17 DMX channels

Strobe : Electronic flash with high speed, frequency is 1~18 times/seconds

Dimmer : 0~100% linear electronic dimming function

Rotation : Pan 450° Tilt 200° with automatic error correction

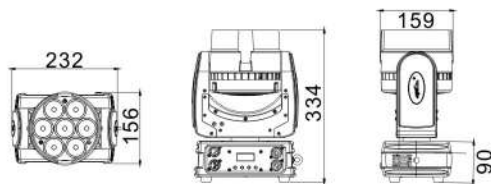
With 8-bit and 16-bit rotation accuracy, precise positioning, rotation speed adjustable, automatic error correction

Light is with two power terminals, one is input, another is output

7×15W LED MOVING HEAD BEAM SPB011



SPB011 is widely used in bars, show bar, performing bar, nightclubs and other medium-sized entertainment places. It has beautiful housing and features low-carbon, green energy, long life and high safety performance; It is also a super-fast ultimate stage lighting. With the high precision motor, it can operate smoothly on horizontal and vertical with high speed... With the LED light sources, it can create unlimited dynamic color effects.



Light type: 7×15W RGBW OSRAM

Typical lumen maintenance rate: 70% @ 60000 hours
Optical lens with high luminous effect

Small beam angle: 7°

CTO filter

White color is adjustable on temperature color(3200K/5600K/8000K)

RGBW(CMY), 8 or 16 bit precise color mix

With RGB rainbow effect

RGBW zone with macro function

Color displays effects with changeable speed in dynamic district

0-100% linear dimming

Adjustable frequency with dynamic flash effect

Built-in random flash program

Power supply: AC 100-240V, 50/60HZ

Power consumption: 120W

Length: 232 mm (9.1")

Width: 159 mm (6.2")

Height: 334 mm (13.1")

Packing : 300×290×430 mm

620×600×455 mm(4PCS/CTN)

N.W: 4.8 kg

G.W: 6.6 kg

Working Environment: up to 40℃

Over-heat protect function

Display: LCD display

Channels: 13 DMX channels

Strobe: mechanic strobe effect with high frequency 1~18 times/second

Dimming: electronic dimming (0~100%)

Rotation: Pan 450°, tilt 200° and auto error correction

8 bits and 16 bits precision control, speed is adjustable

Power input and output accesses

DOUBLE SIDE 4X10W RGBW MOVING HEAD WASH SPB108



Power supply: AC 100V-240V, 50HZ-60HZ

Power consumption: 100W

Light source: 8×10W(RGBW4in1)

Life Time: 60000 hours

Color temperature: 6200-6500K

Beam angle: 25°

Control panel: 4 Digital LED display figures

Controls: soundactivation, auto, master/slave, DMX512

DMX channels: 9CH / 17CH channels mode

Pan/Tilt rotation: 540°/ Infinite

Dimmer: 0-100% with regulated constant color control

Strobe: electronic strobe with pulse and random effects, 10 Flashes per second.

Working environment: up to 40°C

Protection rate: IP20

Cover: plastic

Dimension size: 160×145×230mm

Packing size: 325×250×270mm

N.W: 2.7 kg

G.W: 3.2 kg



DOUBLE SIDE 4X10W/1X10W RGBW MOVING HEAD SPB108B



Power supply: AC 100V-240V, 50HZ-60HZ

Power consumption: 100W

Light source: 4×10W(RGBW 4in1)/ 10W RGBW CREE

Life Time: 60000 hours

Color temperature: 6200-6500K

Beam angle: 25°

Control panel: 4 Digital LED display figures

Controls: sound activation, auto, master/slave, DMX512

DMX channels: 9CH / 17CH channels mode

Pan/Tilt rotation: 540°/ Infinite

Dimmer: 0-100% with regulated constant color control

Strobe: electronic strobe with pulse and random effects, 10 Flashes per second.

Working environment: up to 40°C

Protection rate: IP20

Cover: plastic

Dimension size: 160×145×230mm

Packing size: 325×250×270mm

N.W: 2.7 kg

G.W: 3.2 kg



1×40W RGBW MOVING HEAD BEAM SPB109



Power supply: AC 100V-240V, 50HZ-60HZ
Power consumption: 55W
Light source: 1×40W(RGBW 4in1)
Life Time: 60000 hours
Color temperature: 6200-6500K
Beam angle: 3°
Control panel: 4 Digital LED display figures
Controls: soundactivation, auto, master/slave, DMX512
DMX channels: 9CH / 13CH channels mode
Pan/Tilt rotation: Infinite / 180°
Dimmer: 0-100% with regulated constant color control
Strobe: electronic strobe with pulse and random effects, 10 Flashes per second.
Working environment: up to 40°C
Protection rate: IP20
Cover: plastic
Dimension size: 160×145×230mm
Packing size: 325×250×270mm
N.W: 2.7 kg
G.W: 3.2 kg



DOUBLE SIDE 10W RGBW MOVING HEAD BEAM SPB109B



Power supply: AC 100V-240V, 50HZ-60HZ
Power consumption: 40W
Light source: 2×10W(RGBW 4in1) CREE
Life Time: 60000 hours
Color temperature: 6200-6500K
Beam angle: 3°
Control panel: 4 Digital LED display figures
Controls: sound activation, auto, master/slave, DMX512
DMX channels: 9CH / 13CH channels mode
Pan/Tilt rotation: 540°/ Infinite
Dimmer: 0-100% with regulated constant color control
Strobe: electronic strobe with pulse and random effects, 10 Flashes per second.
Working environment: up to 40°C
Protection rate: IP20
Cover: plastic
Dimension size: 160×145×230mm
Packing size: 325×250×270mm
N.W: 2.7 kg
G.W: 3.2 kg



4×25W LED MOVING HEAD EFFECTS LIGHT SPB110



Power supply: AC100-240V, 50Hz-60Hz
Power consumption: 150W
Light source: 4×25W white LED lamps
Life Time: 60000 hours
Beam angle: 6°
Control panel: LCD display screen
Controls: sound activation, auto, master/slave, DMX512
DMX channels: 9CH / 15CH
Pan/Tilt rotation: 540°/ 250°
Dimmer: 0-100% linear dimming
Strobe: 1-25 Flashes per second
Working environment: up to 40°C
Protection rate: IP20
Cover: plastic
Dimension size: 270×185×385mm
Packing size: 320×250×440mm
N.W: 6.9kg
G.W: 8.2kg



6×15W LED SMALL BEE EYE MOVING HEAD SPB111



Power supply: AC100-240V, 50Hz-60Hz
Power consumption: 100W
Light source: 6×15W(RGBW 4 in 1)LED lamps
Life Time: 60000 hours
Flare angle: 6-51°
Beam angle: 1.5°
Control panel: LCD display screen
Controls: sound activation, auto, master/slave, DMX512
DMX channels: 10CH / 17CH
Pan/Tilt rotation: 540°/ 180°
Dimmer: 0-100% linear dimming
Strobe: 1-25 Flashes per second
Working environment: up to 40°C
Protection rate: IP20
Cover: plastic
Dimension size: 226 × 268 × 155(mm)
Packing size: 260 × 270 × 350(mm)
N.W: 3.8kg
G.W: 5.7kg

DOUBLE SIDE 7×3W RGB MOVING HEAD WASH SPB114



Power supply: AC 100V-240V, 50HZ-60HZ

Power consumption: 50W

Light source: 14×3W(RGB 3in1)

Life Time: 60000 hours

Color temperature: 6200-6500K

Beam angle: 20°

Control panel: 4 Digital LED display figures

Controls: sound activation, auto, master/slave, DMX512

DMX channels: 11CH channels mode

Pan/Tilt rotation: 540°/ Infinite

Dimmer: 0-100% with regulated constant color control

Strobe: electronic strobe with pulse and random effects, 10 Flashes per second.

Working environment: up to 40°C

Protection rate: IP20

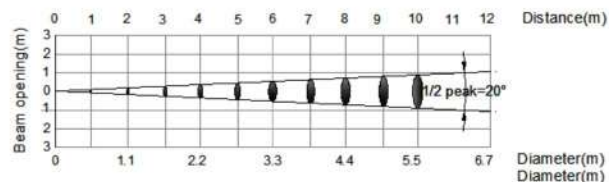
Cover: plastic

Dimension size: 160×145×210mm

Packing size: 290×220×200mm

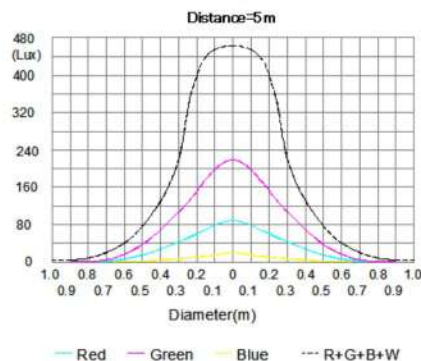
N.W: 1.5 kg

G.W: 2 kg



Distance(m)	2	4	5	6	8	10	12	
Red	345	109	96	84	77	65	58	Intensity(center) Lux
Green	698	402	322	282	230	136	84	
Blue	82	50	36	32	26	20	16	
R+G+B	906	530	470	406	331	227	165	

Illuminance distribution




19×15W LED MOVING HEAD ZOOM BEAM/WASH/EFFECTS SPB119



Power supply: AC 100-240V, 50Hz-60Hz
Power consumption: 450W
Light source: 19×15W high power OSRAM 4 in1 LEDs
Life Time: 50000 hours
Color temperature: 6000K
Zoom: 4-60°
Control panel: LCD display screen
Controls: soundactivation, auto, master/slave, DMX512
DMX channels: 22CH / 35CH / 98CH
Pan/Tilt rotation: 540°/ 270°
Dimmer: 0-100% lineardimming
Strobe: 1-20 Flashesper second
Working environment: up to40°C
Protection rate: IP20
Cover: Plastic
Dimension size: 415×275×425mm
Packing size: 530×385×465mm
N.W: 8 kg
G.W: 10.5kg

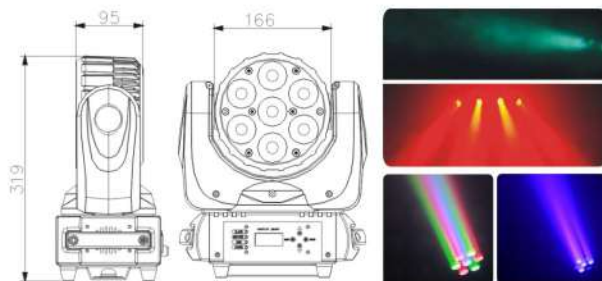


19×12W LED MOVING HEAD BEAM/WASH/EFFECTS SPB219



Power supply: AC 100-240V, 50Hz-60Hz
Power consumption: 260W
Light source: 19×12W RGBW 4-in-1 LEDs
Life Time: 50000 hours
Color temperature: 6000K
Beam angle: 6°
Control panel: LCD display screen
Controls: soundactivation, auto, master/slave, DMX512
DMX channels: 18CH
Pan/Tilt rotation: 540°/ 205°
Dimmer: 0-100% lineardimming
Strobe: 0-25 Flashesper second
Working environment: up to40°C
Protection rate: IP20
Cover: Plastic
Dimension size: 300×250×360mm
Packing size: 400×330×470mm
N.W: 8 kg
G.W: 10.5kg

7×12W LED MOVING HEAD BEAM SPB307



Power supply: AC 100-240V, 50Hz-60Hz

Fuse: 6.3A

Power consumption: 100W

Light source: 7×12W OSRAM LED RGBW 4in1

Life Time: 60000 hours

Beam angle: 7°

Control panel: LCD display figures

Controls: sound activation, auto, master/slave, DMX-512

DMX channels: CH9/CH12/CH16 three channels mode

Pan/Tilt rotation: 630°/ 240°, speed adjustable

Dimmer: 0-100% with regulated constant color control

Strobe: electronic strobe with pulse and random effects, 10 Flashes per second

Feature: Extremely small, High efficiency, Light Weight, little noise

Working environment: up to 40°C

Protection rate: IP20

Cover: Plastic

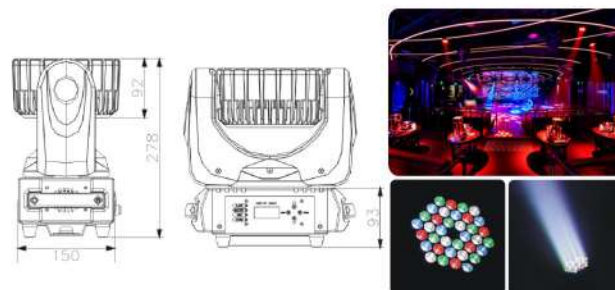
Dimension size: 304×267×167mm

Packing size: 360×306×206mm

N.W: 5kg

G.W: 6kg

36×3W LED MOVING HEAD BEAM SPB308



Power supply: AC 100-240V, 50Hz-60Hz

Fuse: 6.3A

Power consumption: 120W

Light source: 36×3W Cree LED RGBW (R8,G10,B10,W8)

Life Time: 60000 hours

Beam angle: 7°

Control panel: LCD display figures

Controls: sound activation, auto, master/slave, DMX-512

DMX channels: CH9/CH12/CH16 three channels mode

Pan/Tilt rotation: 630°/ 240°, speed adjustable

Dimmer: 0-100% with regulated constant color control

Strobe: electronic strobe with pulse and random effects, 10 Flashes per second

Feature: Extremely small, High efficiency, Light Weight, little noise

Working environment: up to 40°C

Protection rate: IP20

Cover: Plastic

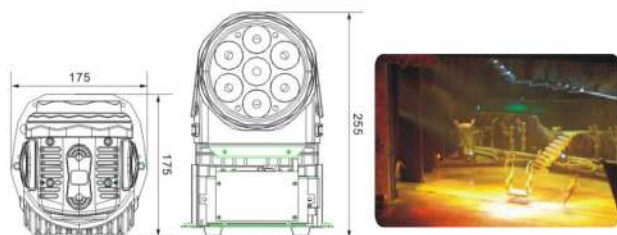
Dimension size: 304×267×167mm

Packing size: 360×306×206mm

N.W: 5kg

G.W: 6kg

7×10W LED MOVING HEAD WASH SPB305



Power supply: AC 90-230V, 50Hz-60Hz

Power consumption: 80W

Light source: 7×10W (Tian Xin LED) RGBW 4 in 1

Life Time: 60000 hours

Beam angle: 25°

Control panel: 4 Digital LED display figures

Controls: sound activation, auto, master/slave, DMX-512

DMX channels: CH5/CH13 two channels mode

Pan/Tilt rotation: 540°/ 270°, speed adjustable

Dimmer: 0-100% with regulated constant color control

Strobe: electronic strobe with pulse and random effects, 10 Flashes per second

Feature: Extremely small, High efficiency, Light Weight, little noise

Working environment: up to 40°C

Protection rate: Ip20

Cover: Plastic

Dimension size: 175×175×240mm

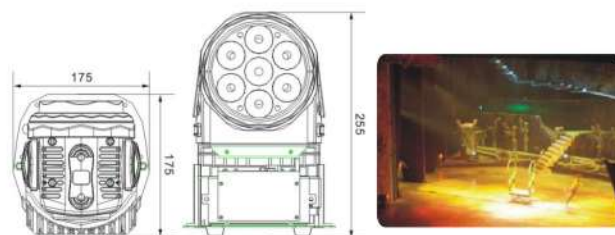
Packing size: 270×226×255mm

470×285×540mm(4PCS/CTN)

N.W: 2.8kg

G.W: 3.5kg

7×12W LED MOVING HEAD WASH SPB305B



Power supply: AC 95-245V, 50Hz-60Hz

Power consumption: 100W

Light source: 7×12W (Tian Xin LED) RGBWAP 6 in 1

Life Time: 50000 hours

Beam angle: 25°

Control panel: 4 Digital LED display figures

controls: sound activation, auto, master/slave, DMX512

DMX channels: CH9/CH15 two channels mode

Pan/Tilt rotation: 540°/ 200°, speed adjustable

Dimmer: 0-100% with regulated constant color control

Strobe: electronic strobe with pulse and random effects, 10 Flashes per second.

Feature: Extremely small, High efficiency, Light Weight, little noise

Working environment: up to 40°C

Protection rate: IP20

Cover: Plastic

Dimension size: 175×175×240mm

Packing size: 270×226×255mm

470×285×540mm(4PCS/CTN)

N.W: 2.8 kg

G.W: 3.5 kg

4×30W RGBW LED MOVING HEAD BEAM SPB502



Power supply: AC100-240V, 50-60Hz
Power consumption: 160W
Light source: 4×30W(RGBW 4 IN 1)LED
Life Time: 60000 hours
Beam angle: 4.5°
Control panel: 4 Button menu +LCD display
Control mode: sound , auto, master/slave, DMX512
DMX channels: 10/23CHS
Pan/Tilt rotation: Pan 630°, Tilt Electroless rotation,speed adjustable
Dimmer: 0-100% smooth dimming function
Strobe: electronic strobe with pulse and random effects
Working environment: up to 40°C
Protection rate: IP20
Cover: Plastic+AL
Dimension size: 265×150×350mm
Packing size: 400×310×220mm
N.W: 5.2kg
G.W: 7.5kg

3×10W RGBW MOVING THREE HEADS BEAM SPB503



Power supply: AC 100V-240V, 50HZ-60HZ
Power consumption: 60W
Light source: 3×10W(RGBW4in1 Cree)
Life Time: 60000 hours
Color temperature: 6200-6500K
Beam angle: 8°
Control panel: 4 Digital LED display figures
Controls: soundactivation, auto, master/slave, DMX512
DMX channels: 12CH channels mode
Pan/Tilt rotation: Infinite / 200°
Dimmer: 0-100% withregulated constant color control
Strobe: electronicstrobe with pulse and random effects, 10 Flashes per second.
Working environment: upto 40°C
Protection rate: IP20
Cover: Plastic
Dimension size: 245×220×240mm
Packing size: 300×280×300mm
N.W: 4.5 kg
G.W: 6 kg

9×10W LED BEAMS MOVING HEAD SPB409



Power supply: AC100-240V, 50-60Hz
Power Consumption: 140W
Light source: 9×10W RGBW LEDs
Life time: 50000 hours
Beam angle: 5 Degrees
Control panel: LED Display
Controls: Sound Active, Show Mode, DMX
DMX Channel: 12/43
Tilt degree: 60 - 150 degree
Pan degree: Infinite
Dimmer: 0-100% with regulated constant color control
Strobe: electronic strobe with pulse and random effects, 10 Flashes per second.
Working environment: up to 40°C
Protection rate: IP20
Cover: Plastic
Dimensions: 458×429×208mm
Packing size: 550×500×285mm
N.W: 10.6 kg.
G.W: 12 kg

12×15W LED BALL BEAM MOVING LIGHT SPB512



Power supply: AC 100-240V , 50Hz-60Hz
Power consumption: 200W
Light source: 12×15W RGBW LEDs
Life Time: 60000 hours
Beam angle: 7°
Control panel: LCD display
Controls: sound activation, master/slave, DMX512
DMX channels: CH8/CH19/CH60 three channels mode
Pan/Tilt rotation: 540°/ Infinite, speed adjustable
Dimmer: 0-100% smooth dimming function
Strobe: electronic strobe with pulse and random effects, 10 Flashes per second.
Feature: Extremely small, High efficiency, Light Weight , little noise
Working environment: up to 40°C
Protection rate: IP20
Cover: Plastic
Dimension size: 265×149×386 mm
Packing size: 410×205×490 mm
N.W: 7.6 kg
G.W: 8.8 kg

FOLLOW SPOT 1200W GC004



Power supply: AC 220V/50Hz

Power consumption: 1250W

Lamp type: JENBO 1200W long double-ended

Lamp socket: SFC15.5

Color temperature: 6000K(3200K optional)

DMX channels: 4 channels

1. dimmer/flash: dual patches dimming, 1-10 flashes/s, speed adjustable
2. iris: linear zoom in & zoom out
3. color wheel: 5 colors + white/with rainbow effect, speed adjustable
4. color temperature wheel: 2 color temperature rectify filters

Colors: 5 colors + white

Controls: DMX 512, control panel

Beam angle: 16.5°

Dimension: 1160 x 410 x 210 mm (light housing)
330 x 200 x 196 mm (power supply)

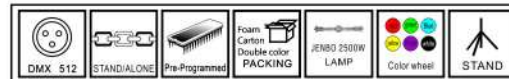
Packing size: 1190 x 420 x 280 mm (light housing)
360 x 280 x 260 mm (power supply)

N.W: 26.3 kg (light housing), 12 kg (power supply)

G.W: 29.4 kg (light housing), 13 kg (power supply)

Application fields: theatre, auditorium, professional stage dance hall, night club, discotheque, bars, gymnasium, studio & entertainment etc

FOLLOW SPOT 2500W GC005



Power supply: AC 220V/50Hz

Power consumption: 2550W

Lamp type: JENBO 2500W short double-ended

Lamp socket: SFC21

Color temperature: 6000K(3200K optional)

DMX channels: 4 channels

1. Dimmer/Flash: Dual Patches Dimming, 1-10 flashes/s, speed adjustable
2. Iris: Linear Zoom in & Zoom out
3. Color wheel: 5 colors + white/with rainbow effect, speed adjustable
4. Color Temperature Wheel: 2 color temperature rectify filters

Colors: 5 colors + white

Controls: DMX 512, Control panel

Beam angle: 16.5°

Dimension: 1160 x 410 x 210 mm (light housing)
415 x 375 x 240 mm (power supply)

Packing size: 1190 x 420 x 280 mm (light housing)
430 x 390 x 260 mm (power supply)

N.W: 27.1 kg (light housing), 22.5 kg (power supply)

G.W: 31.4 kg (light housing), 24.0 kg (power supply)

Application fields: theatre, auditorium, professional stage dance hall, night club, discotheque, bars, gymnasium, studio & entertainment etc

7R 230W FOLLOW SPOT GC011



Power supply: AC100-240V, 50Hz-60Hz

Power consumption: 280W

Light source: OSRAM 230W

Color temperature: 6500K

Beam angle: 3-11°

Control mode: manual control panel

Iris: linear zoom in & zoom out

Focus: Electronic focus

Colors: 5 colors + white

Working environment: up to 40°C

Protection rate: IP20

Cover: A3+AL

Dimension: 560x 270 x 225 mm

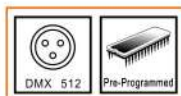
Packing size: 580 x260 x 290 mm

N.W: 9.0kg

G.W: 10.0kg

Holder: Packing size: 870 x155 x 155 mm

G.W: 5.3Kg



17R 330W FOLLOW SPOT GC012



Power supply: AC100-240V, 50Hz-60Hz

Power consumption: 450W

Light source: OSRAM SIRIUS series HRI 330W(YODN 350W optional)

Life Time: 1500 hours

Color temperature: built-in 7500K,6500K,4500K,3200K

Beam angle: 1-9°

Control mode: manual control panel, DMX-512

DMX channels: 4CHS

Dimmer: dual patches dimming

Iris: linear zoom in & zoom out

Colors: 5 colors + white

Working environment: up to 40°C

Protection rate: IP20

Cover: A3+AL

Dimension: 650x 310 x 270 mm

Packing size: 850 x500 x 490 mm (flight case)

N.W: 11.5kg

G.W: 38.5kg (flight case)



150W/200W LED FOLLOW SPOT GPC010



Power supply: AC 220-240 V, 50-60Hz/AC 110V, 50-60Hz
Power consumption: 180W/230W
Lamp type: LED 150W/200W
Color temperature: 5600K
Aperture: manual- enlarge and shrink
Focus : manual- focus
Strobe: Flash speed up to 1-13 times/sec. Speed is adjustable
Beam angle: 1-23°
Colors: 6 colors + white
Working Environment: up to 40°C
IP: 20
Cover: AL
Dimension: 440x200 x 230 mm
Packing size: 520 x 310 x 320 mm
N.W: 4.8kg
G.W: 6 kg
Application fields: theatre, auditorium, professional stage dance hall, night club, discotheque, bars, gymnasium, studio & entertainment etc

31×10W LED MOTOR-SHOW LIGHT SPC102



Power supply: AC100-240V, 50Hz-60Hz
Power consumption: 300W
Light source: 31×10W (CREE WHITE) LED lamps
Life Time: 60000 hours
Color temperature: 6500K(optional 3200K/4500K)
Beam angle: 20°(optional 15°/45°)
Control panel: 4 Digital LED display figures
Control mode: master/slave, DMX-512
DMX channels: 2CHS
Dimmer: 0-100% with regulated constant color control
Working environment: up to 40°C
Protection rate: IP20
Cover: cast aluminium
Dimension size: 235×235×520mm
Packing size: 600×300×250mm
N.W: 6.4kg
G.W: 8.8kg

PROFILE LIGHT GL060



Power supply: AC 220V/50Hz

Power consumption: 750W

Lamp type: HPL 750/575W (with cooling holder)

Lamp socket: G9.5

Color temperature: 3200K

Beam angle: 19° /26° /36° /50°

Features: precise optic system; high efficient optic lens; high performance of HPL 750/575W lamp has brightness same as 1200W light, 80% brightness advanced, 50% power saved; infrared-ray transmitting reflector, biconvex lens, with high efficient light, even facula, beam, low temperature,

Dimension size: 425 x 225 x 520 mm

Packing size: 240 x 240 x 600 mm
500 x 500 x 630 mm (4PCS/CTN)

CIR: Ra > 92

N.W: 6.2 kg

G.W: 7.6 kg,
32 kg (4PCS/CTN)

PURPLE SPOT GL060UV



Power supply: AC 110/220V, 50/60Hz

Power consumption: 400W

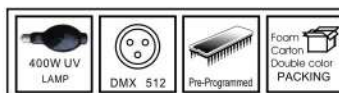
Lamp type: 400W UV lamp

Dimension: 340 x 380 x 380 mm

Packing size: 430 x 420 x 420 mm

N.W: 8 kg

G.W: 9.3 kg



THREE BASIC COLORWASH LIGHT GL063

Power supply: AC 220V, 50/60Hz

Power consumption: 220W

Lamp type: 55W x 4 (without lamp)

Color temperature: 3200K


Dimension size: 630 x 285 x 110 mm

Packing size: 700 x 365 x 200 mm

720 x 385 x 425 mm (2PCS/CTN)

N.W: 5.3 kg

G.W: 6.3 kg



BLIND LIGHT 4 GL033

Power supply: AC 110/220V, 50/60Hz

Power consumption: 2600W

Lamp type: DWE 120V/650W x 4

Color temperature: 3200K

Dimension size: 440 x 400 x 150 mm

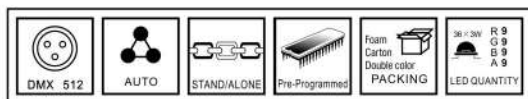
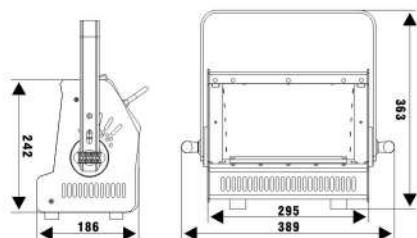
Packing size: 460 x 230 x 480 mm

N.W: 4.7 kg

G.W: 5.7 kg



36×3W LED CYCLORAMA GPS001



Power supply: AC 100-240 V, 50-60Hz

Power consumption: 100W

LED unit: 36x 3W LED units (R:9 G:9 B:9 A:9)

Beam angle: 90°

DMX Channels: 7 standard DMX channels

Mode: 7 modes (Stag, Arc.1, Ar1.d, Arc.2, Ar2.d, Ar2.S, HVS)

Features: Mixed uniform light, stable function, with temperature detection protection function, 16Bit PWM dimming, 1 ~ 20Hz independent electronic strobe, with auto, DMX 512, master-slave functions.

Protection rating: IP20

Working Environment: up to 40℃

Application fields: Studio, theater, background, project, wall washing

Dimension size: 295 x 245 x 180 mm

Packing size: 420 x 350 x 385 mm

N.W: 4.9 kg

G.W: 6 kg

P64 PAR LIGHT

GL025LP



GL025LB



Power supply: AC 220V, 50/60Hz

Power consumption: 1000W

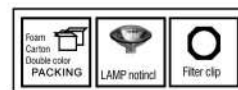
Lamp type: 1000W x 1

Dimension: 225 x 225 x 465 mm

Packing size: 705 x 365 x 200mm (6PCS/CTN)

N.W: 1.6 kg, 9.5 kg (6PCS/CTN)

G.W: 2.2 kg, 13 kg (6PCS/CTN)



P56 PAR LIGHT



GL026LP



GL026SP



GL026LB



GL026SB

	LAMP not incl	Custom Double color	PACKING	Color frame	Diffuse to light as you need
OUTLINE	210	210	400	13	7.8
PACKING	655	445	425	1.55	10.7
SIZE	L	W	H	KG	pcs/ctn

	LAMP not incl	Custom Double color	PACKING	Color frame	Diffuse to light as you need
OUTLINE	198	198	270	0.95	11.4
PACKING	620	415	560	1.1	14
SIZE	L	W	H	KG	pcs/ctn

120W/200W WHITE LED PROFILE SPOT LIGHT GPS060K3/GPS060K4



Power supply: AC100-240V,50Hz-60Hz

Power consumption: 140W / 220W

Light source: GPS060K3: 120W(WARM WHITE or COOL WHITE)
GPS060K4: 200W(WARM WHITE or COOL WHITE)

Life Time: 50000 hours

Color temperature: 3200K(6500K available)

Beam angle: 19° / 26° / 36° / 50°

CRI: > 85

Control panel: LCD display + 4 soft keys

Controls mode: Master/Slave, DMX512

DMX channels: 3CHS

Dimmer: 0~100% linearly adjustable

Strobe: electronic strobe, 1-20times/sec

Focus: manual focus

Working environment: up to 40°C

Protection rate: IP20

Cover: Plastic

Dimension size: 700×260×250mm

Packing size: 785x320x330mm

N.W: 6.4kg

G.W: 8.5kg

180W RGBW LED PROFILE LIGHT GPS060M2



Power supply: AC100-240V,50Hz-60Hz

Power consumption: 200W

Light source: 180W(COB ,RGBW 4in1LED)

Life Time: 50000 hours

Beam angle: 19° / 26° / 36° / 50°

CRI: > 85

Control panel: LCD display + 4 soft keys

Controls mode: Master/Slave, auto, DMX512

DMX channels: 9CHS

Dimmer: 0~100% linearly adjustable

Strobe: electronic strobe, 1-20times/sec

Focus: manual focus

Working environment: -20°C - 40°C

Protection rate: IP20

Cover: Plastic

Dimension size: 700×260×250mm

Packing size: 785x320x330mm

N.W: 6.4kg


G.W: 8.5kg

120W/200W WHITE LED PROFILE SPOTLIGHT-ZOOM GPS300K3/GPS300K4



Power supply: AC100-240V, 50Hz-60Hz
Power consumption: 150W / 230W
Light source: High brightness White 120W / 200W COB LED
Life Time: 60000 hours
Color temperature: 3200K(6500K available)
Beam angle: 17°- 50°
CRI: > 85
Control panel: LCD display + 4 soft keys
Controls: Master/Slave, DMX512
DMX channels: 3 channels mode
Dimmer: 4 selectable dimming curves
Strobe: electronic strobe with pulse and random effects
Optical group: high optical system
Focus: manual focus
Zoom: manual zoom
Working environment: up to 40°C
Protection rate: IP20
Cover: casting aluminum
Dimensionsize: 615×280×210mm
Packing size: 780×340×320mm
N.W: 10.4 kg
G.W: 11.5 kg

180W RGBW LED PROFILE SPOTLIGHT-ZOOM GPS300M2



Power supply: AC 100-240V / 50Hz-60Hz
Power consumption: 180W
Light source: High brightness COB RGBW 1x180W LED
Life Time: 60000 hours
Beam angle: 17°- 50°
CRI: > 85
Control panel: LCD display + 4 soft keys
Controls: Master/Slave, auto, DMX512
DMX channels: 9 channels mode
Dimmer: 4 selectable dimming curves
Strobe: electronic strobe with pulse and random effects
Optical group: high optical system
Focus: manual focus
Zoom: manual zoom
Working environment: up to 40°C
Protection rate: IP20
Cover: casting aluminum
Dimension size: 615×280×210mm
Packing size: 780×340×320mm
N.W: 10.4 kg
G.W: 11.5 kg

7×20W LED WASH LIGHT-WHITE ZOOM GPS207K



Power supply: AC 100-240V , 50Hz-60Hz
Power consumption: 160W
Light source: High brightness COB White 7×20W LED
Life Time: 60000 hours
Color temperature: 3200K (6500K available)
Beam angle: 28°-70°
CRI: > 85
Control panel: LED display + 4 soft keys
Controls: Master/Slave, auto, DMX-512
DMX channels: 4 channels mode
Dimmer: 4 selectable dimming curves
Strobe: electronic strobe with pulse and random effects
Focus: electronic focus, ultra smooth and adjust the focus
Working environment: up to 40 °C
Protection rate: IP20
Cover: casting aluminum + PC
Dimension size: 340×310×256mm
Packing size: 410×360×300mm
N.W: 6.8kg
G.W: 7.9kg

7×20W COB LED WASH LIGHT-RGB GPS207M



Power supply: AC 100-240V , 50Hz-60Hz
Power consumption: 160W
Light source: High brightness, COB RGB full color 7x20W LED
Life Time: 60000 hours
Beam angle: 28°-70°
CRI: > 85
Control panel: LED display + 4 soft keys
Controls: Master/Slave, auto, DMX-512
DMX channels: 9 channels mode
Dimmer: 4 selectable dimming curves
Strobe: electronic strobe with pulse and random effects
Focus: electronic focus, ultra smooth and adjust the focus
Working environment: up to 40 °C
Protection rate: IP20
Cover: casting aluminum + PC
Dimension size: 340×310×256mm
Packing size: 410×360×300mm
N. W: 6. 8kg
G. W: 7. 9kg

180W / 200W LED PROFILE SPOTLIGHT-ZOOM GPS301



Power supply: AC100-240V,50Hz-60Hz

Power consumption: 260W / 250W / 260W / 260W / 390W

Light source: 200W(COOL WHITE AND Amber 2 IN 1)

180W(RGB 3 IN 1)

200W(RGBW 4 IN 1)

200W(WARM WHITE OR COOL WHITE)

200W(WARM WHITE OR COOL WHITE)

Life Time: 50000 hours

Beam angle: 15°-38°

CRI: > 95

Control panel: 4 Digital LED display figures

Controls mode: Master/Slave, auto, DMX512

DMX channels: 8CHS(RGBW) / 7CHS(RGB) / 5CHS(double color) / 3CHS(single color)

Dimmer: 0~100% linearly adjustable

Strobe: electronic strobe,1-25times/sec

Focus: manual focus

Working environment: up to 40°C

Protection rate: IP20

Cover: Aluminum Alloy

Dimension size: 750×280×210mm

Packing size: 830x330x345mm

N.W: 10.2kg

G.W: 12.2kg

180W / 200W / 300W LED PROFILE SPOT LIGHT GPS070



Power supply: AC100-240V,50Hz-60Hz

Power consumption: 260W / 250W / 260W / 160W / 260W / 390W

Light source: 200W(COOL WHITE AND Amber 2 IN 1)

180W(RGB 3 IN 1)

200W(RGBW 4 IN 1)

120W(WARM WHITE OR COOL WHITE)

200W(WARM WHITE OR COOL WHITE)

300W(WARM WHITE OR COOL WHITE)

Life Time: 50000 hours

Beam angle: 19° / 26° / 36°

CRI: > 95

Control panel: 4 Digital LED display figures

Controls mode: Master/Slave, auto, DMX512

DMX channels: 8CHS(RGBW) / 7CHS(RGB) / 5CHS(double color) / 3CHS(single color)

Dimmer: 0~100% linearly adjustable

Strobe: electronic strobe,1-25times/sec

Focus: manual focus

Working environment: up to 40°C

Protection rate: IP20

Cover: Plastic

Dimension size: 635×280×170mm

Packing size: 680x325x330mm

N.W: 6.5kg

G.W: 8.0kg

896x Φ 5 LED PANEL LIGHT GPS080



Power supply: AC100-240V (adapter), 50Hz-60Hz
Power consumption: 60W
Light source: 448x Φ 5 WARM WHITE + 448x Φ 5 COOL WHITE
Color temperature: 3200-5600K
Life Time: 50000 hours
CRI: > 80
Control panel: LCD display + 4 soft keys
Controls mode: Master/Slave, auto, DMX512, Sound
DMX channels: 2/5CHS
Dimmer: 0~100% linearly adjustable
Strobe: electronic strobe, 1-20times/sec
Working environment: up to 40°C
Protection rate: IP20
Cover: AL
Dimension size: 380×70×380mm
Packing size: 440×115×400mm
 900×375×425mm (6PCS/CTN)
N.W: 2.3kg
G.W: 3.35kg

4×50W / 100W COB LED BLINDER LIGHT GPS084



Power supply: AC100-240V, 50Hz-60Hz
Power consumption: 260W / 520W
Light source: 4x50W(WARM WHITE) / 4x100W(WARM WHITE)
Life Time: 50000 hours
Beam angle: 30°
CRI: > 80
Control panel: LCD display + 4 soft keys
Controls mode: Sound, Master/Slave, auto, DMX512
DMX channels: 4 / 8CHS
Dimmer: 0~100% linearly adjustable
Strobe: electronic strobe, 1-30times/sec
Working environment: up to 40°C
Protection rate: IP20
Cover: AL
Dimension size: 350×350×115mm
Packing size: 420x170x465mm
N.W: 5.75kg
G.W: 6.9kg

200W WHITE LED PROFILE LIGHT-ZOOM GPS081



Power supply: AC100-240V, 50Hz-60Hz

Power consumption: 220W

Light source: white 200W COB LED

Life Time: 60000 hours

Color temperature: 3200K(6500K available)

Beam angle: 25°- 50°

CRI: > 85

Control panel: LCD display + 4 soft keys

Controls: Master/Slave, DMX512

DMX channels: 3 channels mode

Dimmer: 4 selectable dimming curves

Strobe: electronic strobe with pulse and random effects

Zoom: manual zoom in & zoom out

Working environment: up to 40°C

Protection rate: IP20

Cover: A3+AL

Dimension size: 470×270×340mm

Packing size: 570×290×240mm

N.W: 7.0kg

G.W: 8.2kg

180W RGBW LED PROFILE LIGHT-ZOOM GPS082



Power supply: AC 100-240V, 50Hz-60Hz

Power consumption: 200W

Light source: High brightness COB RGBW full color 1x180W LED

Life Time: 60000 hours

Beam angle: 25°- 50°

CRI: > 85

Control panel: LCD display + 4 soft keys

Controls: Master/Slave, auto, DMX512

DMX channels: 9 channels mode

Dimmer: 4 selectable dimming curves

Strobe: electronic strobe with pulse and random effects

Zoom: manual zoom in & zoom out

Working environment: up to 40°C

Protection rate: IP20

Cover: A3+AL


Dimension size: 470×270×340mm

Packing size: 570×290×240mm

N.W: 7.0kg

G.W: 8.2kg

120W / 200W LED ZOOM FRESNEL LIGHT GPS083



Power supply: AC100-240V,50Hz-60Hz

Power consumption: 260W / 250W / 260W / 160W / 260W / 390W

Light source: 200W(COOL WHITE AND Amber 2 IN 1)

180W(RGB 3 IN 1)

200W(RGBW 4 IN 1)

120W(WARM WHITE OR COOL WHITE)

200W(WARM WHITE OR COOL WHITE)

300W(WARM WHITE OR COOL WHITE)

Life Time: 50000 hours

Beam angle: 15°-55°

CRI: > 92

Control panel: 4 Digital LED display figures

Controls mode: auto, Master/Slave, DMX512

DMX channels: 8CHS(4 in 1) / 7CHS(RGB) / 5CHS(double color) / 3CHS(single color)

Dimmer: 0~100% linearly adjustable

Strobe: electronic strobe, 1-25times/sec

Focus: manual focus

Working environment: up to 40°C

Protection rate: IP20

Cover: Aluminum Alloy

Dimension size: 450×285×370mm

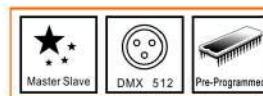
Packing size: 580x325x320mm

N.W: 8.0kg

G.W: 9.8kg



360×0.5W LED PANEL SOFTLIGHT GPS085



Power supply: AC100-240V,50Hz-60Hz

Power consumption: 150W

Light source: 360x0.5W Edison SMD LED

Color temperature: 3200 or 6500K

Life Time: 50000 hours

CRI: > 92

Control panel: LCD display + 4 soft keys

Controls mode: Master/Slave, DMX512

DMX channels: 3 CHS

Dimmer: 0~100% linearly adjustable

Strobe: electronic strobe, 1-20times/sec

Working environment: up to 40°C

Protection rate: IP20

Cover: A3+AL

Dimension size: 560×90×315mm

Packing size: 600x120x350mm

N.W: 5.8kg

G.W: 7 kg



200W COB LED PAR LIGHT SPC100



Power supply: AC100-240V, 50Hz-60Hz

Power consumption: 200W / 260W / 260W

Light source: 180W (RGB 3 IN 1)

200W (WARM WHITE AND COOL WHITE)

200W (WARM WHITE OR COOL WHITE)

Color temperature: 2000-6500K

Life Time: 30000 hours

Beam angle: 60°

CRI: > 90

Control panel: 4 Digital LED display figures

Controls mode: sound (single color without sound control), Master/Slave, auto, DMX512

DMX channels: 7CHS (RGB) / 5CHS (double color) / 3CHS (single color)

Dimmer: 0-100% linearly adjustable

Strobe: electronic strobe, 1-20 times/sec

Working environment: up to 40°C

Protection rate: IP20

Cover: casting Aluminum

Dimension size: 300×230×320mm

Packing size: 250×250×360mm

N.W: 3.7kg

G.W: 4.5kg

200W COB LED PAR LIGHT SPC101



Power supply: AC100-240V, 50Hz-60Hz

Power consumption: 200W / 260W / 260W

Light source: 150W (RGB 3 IN 1)

200W (WARM WHITE AND COOL WHITE)

200W (WARM WHITE OR COOL WHITE)

Color temperature: 2000-6500K

Life Time: 30000 hours

Beam angle: 60°

CRI: > 90

Control panel: 4 Digital LED display figures

Controls mode: sound (single color without sound control), Master/Slave, auto, DMX512

DMX channels: 7CHS (RGB) / 5CHS (double color) / 3CHS (single color)

Dimmer: 0-100% linearly adjustable

Strobe: electronic strobe, 1-20 times/sec

Working environment: up to 40°C

Protection rate: IP20

Cover: AL


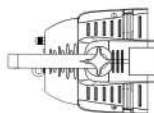
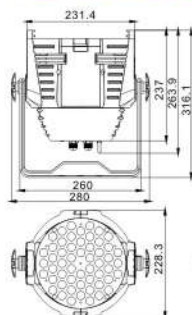
Dimension size: 280×250×460mm

Packing size: 250×250×510mm

N.W: 3.6kg

G.W: 4.7kg

54×3W LED PAR LIGHT SPC049A



Power supply: AC 100-240 V, 50-60Hz

Power consumption: 150W

LED units: 54×3W(R:18 G:12 B:12 W:12)

Beam angle: 25° (15°, 45° optional)

DMX channels: 8 channels

Features: Aluminous housing, High brightness, mixing color evenly, stable performance, with sound active, Auto, DMX, Master-slave function cooling fans

Protection rating: IP20

Working Environment: up to 40°C

Application fields: indoor stage, dance hall, KTV and entertainment etc.

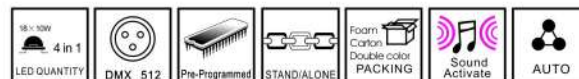
Optional: RGBW

Packing size: 290 x 290 x 370 mm; 600 x 600 x 395 mm (4PCS/CTN)

N.W: 4.5 kg

G.W: 5kg (1PC) ; 28kg (4PCS/CTN)

18×10W LED PAR LIGHT SPC049



Power supply: AC 100-240 V, 50-60Hz

Power consumption: 140W

LED units: 18PCS x 10W (RGBW4 in 1)

Beam angle: 25° (15°, 45° optional)

DMX channels: 8 channels

Features: Aluminous housing, High brightness, mixing color evenly, stable performance, with sound active, Auto, DMX, Master-slave function cooling fans

Protection rating: IP20

Working Environment: up to 40°C

Application fields: indoor stage, dance hall, KTV and entertainment etc.

Optional: RGBW

Dimension size: 280 x 216 x 320 mm

Packing size: 290 x 290 x 370 mm

600 x 600 x 395 mm (4PCS/CTN)

N.W: 4.5 kg

G.W: 5kg (1PC) ; 28kg (4PCS/CTN)

84×3W LED PAR LIGHT SPC050K



Power supply: AC100-240V, 50Hz-60Hz
Power consumption: RGBW 130W, A 65W
Light source: 84×3W (R12 G12 B12 W12 A36) LED lamps
Life Time: 60000 hours
CRI: > 85
Beam angle: RGBW 25°, A 45°
Control panel: 4 Digital LED display figures
Control mode: sound activation, auto, master/slave, DMX-512
DMX channels: 9/5CHS
Dimmer: 0-100% with regulated constant color control
Working environment: up to 40°C
Protection rate: IP20
Cover: Al
Dimension size: 340×250×370mm
Packing size: 300×300×420mm
N.W: 5.5kg
G.W: 6.2kg

90×3W LED PAR LIGHT SPC051



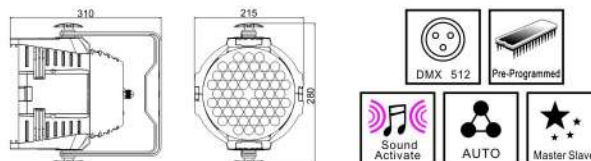
Power supply: AC100-240V, 50Hz-60Hz
Power consumption: 260W
Light source: 90×3W (R12 G12 B12 W12 A42) LED lamps
Life Time: 60000 hours
CRI: > 85
Beam angle: RGBW 25°, A 45°
Control panel: 4 Digital LED display figures
Control mode: sound activation, auto, master/slave, DMX-512
DMX channels: 9 / 5CHS
Dimmer: 0-100% with regulated constant color control
Working environment: up to 40°C
Protection rate: IP20
Cover: cast aluminium
Dimension size: 340×250×370mm
Packing size: 300×300×420mm
N.W: 5.5kg
G.W: 6.2kg

66×3W LED PAR LIGHT SPC054



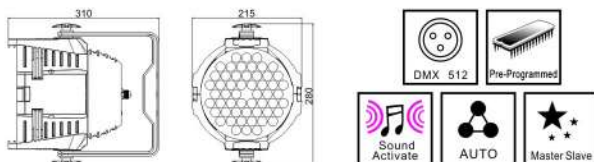
Power supply: AC100-240V, 50Hz-60Hz
Power consumption: 200W
Light source: 66×3W(R12 G12 B12 W12 A18)LED lamps
Life Time: 60000 hours
Beam angle: 25°
Control panel: 4 Digital LED display figures
Control mode: sound activation, auto, master/slave, DMX-512
DMX channels: 6 / 10CHS
Dimmer: 0-100% with regulated constant color control
Working environment: up to 40°C
Protection rate: IP20
Cover: cast aluminium
Dimension size: 310×230×320mm
Packing size: 300×300×420mm
N.W: 3.4kg
G.W: 4.0kg

54×3W(RGBW 4 IN 1) LED PAR Light SPC549N



Power supply: AC100-240V, 50Hz-60Hz
Power consumption: 120W
Light source: 54×3W(RGBW 4 in 1)LED lamps
Life Time: 60000 hours
Beam angle: 25°
Control panel: 4 Digital LED display figures
Control mode: sound, auto, master/slave, DMX-512
DMX channels: 8CHS
Dimmer: 0-100% with regulated constant color control
Working environment: up to 40°C
Protection rate: IP20
Cover: cast aluminium
Dimension size: 280×215×310mm
Packing size: 250×250×360mm
N.W: 2.6kg
G.W: 3.1kg

54×3W/54×1W/54×0.5W LED PAR LIGHT SPC549M1 / SPC549M2 / SPC549M3



Power supply: AC 100-240V / 50Hz-60Hz

Power consumption: SPC549M1: 155W SPC549M2: 55W SPC549M3: 30W

Light source: SPC549M1: 54×3W (R12 G18 B18 W6) LED lamps
SPC549M2: 54×1W (R12 G18 B18 W6) LED lamps
SPC549M3: 54×0.5W (R12 G18 B18 W6) LED lamps

Life Time: 60000 hours

Color temperature: 6000-6500K

Beam angle: 25°

Control panel: 4 Digital LED display figures

Controls: sound activation, auto, master/slave, DMX-512

DMX channels: 8CHS

Dimmer: 0-100% with regulated constant color control

Working environment: up to 40°C

Protection rate: IP20

Cover: cast aluminium

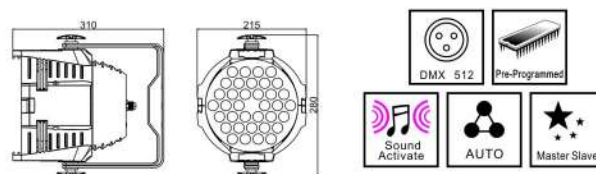
Dimension size: 280×215×310mm

Packing size: 250×250×360mm

N.W: SPC549M1: 2.3kg SPC549M2: 2.0kg SPC549M3: 1.7kg

G.W: SPC549M1: 2.9kg SPC549M2: 2.6kg SPC549M3: 2.3kg

36×3W/36×1W/36×0.5W LED PAR LIGHT SPC349M1 / SPC349M2 / SPC349M3



Power supply: AC 100-240V / 50Hz-60Hz

Power consumption: SPC349M1: 110W SPC349M2: 41W SPC349M3: 20W

Light source: SPC349M1: 36×3W (R12 G12 B12) LED lamps
SPC349M2: 36×1W (R12 G12 B12) LED lamps
SPC349M3: 36×0.5W (R12 G12 B12) LED lamps

Life Time: 60000 hours

Color temperature: 6000-6500K

Beam angle: 25°

Control panel: 4 Digital LED display figures

Controls: sound activation, auto, master/slave, DMX-512

DMX channels: 7CHS

Dimmer: 0-100% with regulated constant color control

Working environment: up to 40°C

Protection rate: IP20

Cover: cast aluminium

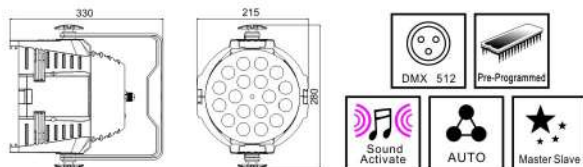
Dimension size: 280×215×310mm

Packing size: 250×250×360mm

N.W: SPC349M1: 2.0kg SPC349M2: 1.8kg SPC349M3: 1.4kg

G.W: SPC349M1: 2.6kg SPC349M2: 2.4kg SPC349M3: 2.0kg

18×10W/4W/10W/10W (RGBW/RGBW/RGBWA/RGBWAP) LED PAR Light SPC149Z1 / SPC149Z2 / SPC149Z3 / SPC149Z4



Power consumption: 130W / 110W / 180W / 180W

Light source: 18×10W(RGBW 4 IN 1)LED lamps
18×4W(RGBW 4 IN 1)LED lamps
18×10W(RGBWA 5 IN 1)LED lamps
18×10W(RGBWAP 6 IN 1)LED lamps

Life Time: 60000 hours

Beam angle: 25°

Control panel: 4 Button menu+4 Digital LED display figures

Control mode: sound activation, auto, master/slave, DMX-512

DMX channels: 8CHS (SPC149Z3: 5/9CHS, SPC149Z4: 10CHS)

Dimmer: 0-100% with regulated constant color control

Working environment: up to 40°C

Protection rate: IP20

Cover: cast aluminium

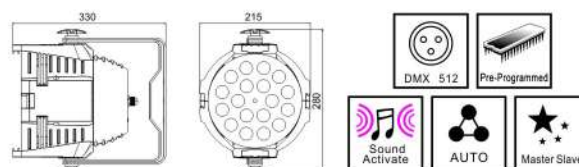
Dimension size: 280×215×330mm

Packing size: 250×250×360mm

N.W: 2.3kg / 2.3kg / 2.7kg / 2.7kg

G.W: 2.8kg / 2.8kg / 3.2kg / 3.2kg

18×10W LED PAR LIGHT-ZOOM SPC052K



Power supply: AC100-240V, 50Hz/60Hz

Power consumption: 115W

Light source: 18×10W(RGBW 4 IN 1)LED lamps

Life Time: 60000 hours

Beam angle: 10-60°

Control panel: 4 Digital LED display figures

Control mode: sound activation, auto, master/slave, DMX-512

DMX channels: 13CHS

Dimmer: 0-100% with regulated constant color control

Working environment: up to 40°C

Protection rate: IP20

Cover: cast aluminium

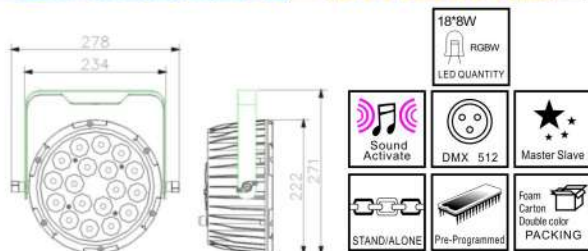
Dimension size: 280×215×330mm

Packing size: 250×250×360mm

N.W: 2.9kg

G.W: 3.5kg

18×8W LED PAR LIGHT SPC200



Power supply: AC100-240V, 50Hz/60Hz

Power consumption: 160W

Light source: 18×8W (RGBW 4 IN 1) LED lamps

Life Time: 60000 hours

Beam angle: 25°/ 40°

Control panel: 4 Digital LED display figures

Control mode: sound activation, auto, master/slave, DMX-512

DMX channels: 4/7CHS

Dimmer: 0-100% with regulated constant color control

Working environment: up to 40°C

Protection rate: IP20

Cover: casting Aluminum

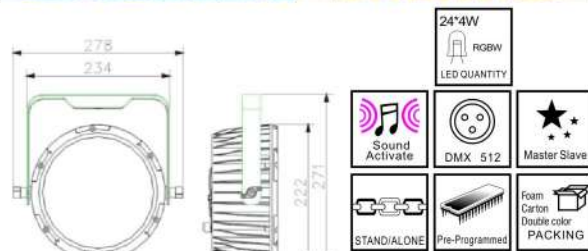
Product size: 280×120×270mm

Master Box QTY: 4PCS

N. W: 2.5kg

G. W: 3.1kg

24×4W LED PAR LIGHT SPC202



Power supply: AC100-240V, 50Hz/60Hz

Power consumption: 100W

Light source: 24×4W (RGBW 4 IN 1) LED lamps

Life Time: 60000 hours

Beam angle: 25°/ 40°

Control panel: 4 Digital LED display figures

Control mode: sound activation, auto, master/slave, DMX-512

DMX channels: 2/5CHS

Dimmer: 0-100% with regulated constant color control

Working environment: up to 40°C

Protection rate: IP20

Cover: casting Aluminum

Product size: 280×120×270mm

Master Box QTY: 4PCS

N. W: 2.5kg

G. W: 3.1kg

151×Φ10 LED PAR LIGHT SPD020

Power supply: AC110V,50/60Hz;

AC220V,50/60Hz

Power consumption: 15W

Light source: 151 x Φ10mm LED

Lamps(R48,G55,B48)

Life Time: 50000 hours

Beam angle: 5°

Control mode: sound activation, auto, master/slave, DMX-512

DMX channels: 7CHS

Dimmer: 0-100% with regulated constant color control

Working environment: up to 40°C

Protection rating: Ip20

Cover: AL

Dimension size: 205 x 202 x 300 mm

Packing size: 245 x 245 x 365 mm

510 x 510 x 390 mm

(4PCS/CTN)

N.W: 2 kg,8 kg(4PCS/CTN)

G.W: 3 kg,12 kg(4PCS/CTN)



36×3W LED PAR LIGHT SPD022

Power supply: AC100-240V, 50-60Hz

Power consumption: 120W

Light source: 36 x 3W LED

Lamps(R12,G12,B12)

Life Time: 60000 hours

Beam angle: 25°

Control panel: 4 Digital LED display figures

Control mode: sound activation, auto, master/slave, DMX-512

DMX channels: 7CHS

Dimmer: 0-100% with regulated constant color control

Working Environment: up to 40°C

Protection rating: Ip20

Cover: AL

Dimension size: 230 x 230 x 340 mm

Packing size: 245 x 245 x 365 mm

510 x 510 x 390mm

(4PCS/CTN)

N.W: 3.2 kg,12.8 kg(4PCS/CTN)

G.W: 3.7 kg,17.5 kg(4PCS/CTN)



179×Φ10 LED PAR LIGHT SPD033

Power supply: AC 110V,50/60Hz ; AC

220V,50/60Hz

Power consumption: 16W

Light source: 179 x Φ10mm LED

Lamps(R59,G60,B60)

Life Time: 50000 hours

Beam angle: 5°

Control mode: sound activation, auto, master/slave, DMX-512

DMX channels: 6CHS

Dimmer: 0-100% with regulated constant color control

Working environment: up to 40°C

Protection rating: Ip20

Cover: AL

Dimension size: 200 x 202 x 300 mm

Packing size: 245 x 245 x 365 mm

510 x 510 x 390 mm

(4PCS/CTN)

N.W: 2.25 kg,12 kg(4PCS/CTN)

G.W: 3.5 kg,16 kg(4PCS/CTN)



5×12W(RGBW) LED PAR LIGHT SPC035

Power supply: AC100-240V, 50Hz-60Hz

Power consumption: 62W

Light source: 5×12W(RGBW 4 in 1)LED lamps

Life Time: 60000 hours

Beam angle: 25°

Control panel: 4 Digital LED display figures

Control mode: sound, auto, master/slave, DMX-512

DMX channels: 7CHS

Dimmer: 0-100% with regulated constant color control

Working environment: up to 40°C

Protection rate: IP20

Cover: plastic

Dimension size: 210×185(230)×110mm

Packing size: 210×130×190mm

N.W: 0.6kg

G.W: 1.2kg



7×15W/7×9W/7×10W LED PAR LIGHT SPC033K1/SPC033K2/SPC033K3



Power supply: AC100-240V, 50Hz/60Hz

Power consumption: SPC033K1:80W
SPC033K2:60W
SPC033K3:80W

Light source: SPC033K1:7×10W(RGBWA 5 IN 1)LED lamps
SPC033K2:7×9W(RGB 3 IN 1)LED lamps
SPC033K3:7×10W(RGBWAP 6 IN 1)LED lamps

Life Time: 60000 hours

Beam angle: 40°(optional: 15°/25°)

Control panel: 4 Digital LED display figures

Control mode: sound activation, auto, master/slave, DMX-512

DMX channels: SPC033K1:9CHS
SPC033K2:7CHS
SPC033K3:10CHS

Working environment: up to 40°C

Protection rate: IP20

Cover: AL+A3

Dimension size: 215×75×200mm

Packing size: 210×130×190mm

N.W: 1.7kg

G.W: 2.0kg

18×1W LED PAR LIGHT SPC034



Power supply: AC100-240V, 50Hz/60Hz

Power consumption: 20W

Light source: 18×1W(R6,G6,B6)LED lamps

Life Time: 60000 hours

Beam angle: 25°

Control panel: 4 Digital LED display figures

Control mode: sound activation, auto, master/slave, DMX-512,IR remote

DMX channels: 7CHS

IR remote: up to 10 meters

Working environment: up to 40°C

Protection rate: IP20

Cover: AL+A3

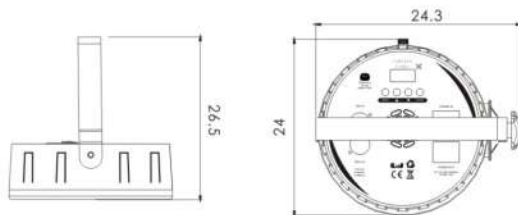

Dimension size: 215×65×200mm

Packing size: 210×130×190mm

N.W: 1.3kg

G.W: 1.6kg

36×1W LED PAR LIGHT SPC041K1 / SPC041K2



Power supply: AC100-240V, 50Hz/60Hz

Power consumption: 43W

Light source: 36×1W(R9,G9,B9,W9)LED lamps

Life Time: 60000 hours

Beam angle: 25°

Control panel: 4 Digital LED display figures

Control mode: SPC041K1:sound activation, auto, master/slave, DMX-512

SPC041K2:sound activation, auto, master/slave, DMX-512, remote

control

DMX channels: 8CHS

Dimmer: 0-100% with regulated constant color control

Working environment: up to 40°C

Protection rate: IP20

Cover: plastic

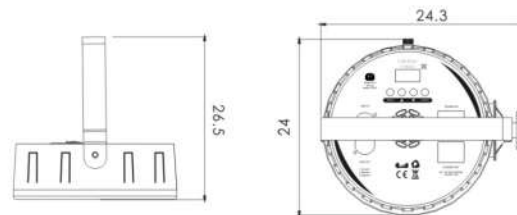
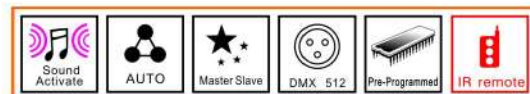
Dimension size: 240×240×70mm

Packing size: 240×80×230mm

N.W: 1.2kg

G.W: 1.5kg

186×Φ10 LED PAR LIGHT SPC141K1 / SPC141K2



Power supply: AC100-240V, 50Hz/60Hz

Power consumption: 16W

Light source: 186×Φ10 (R42,G42,B42,W60)LED lamps

Life Time: 50000 hours

Beam angle: 5°

Control panel: 4 Digital LED display figures

Control mode: SPC141K1:sound activation, auto, master/slave, DMX-512

SPC141K2:sound activation, auto, master/slave, DMX-512,

remote control

DMX channels: 8CHS

Dimmer: 0-100% with regulated constant color control

Working environment: up to 40°C

Protection rate: IP20

Cover: plastic

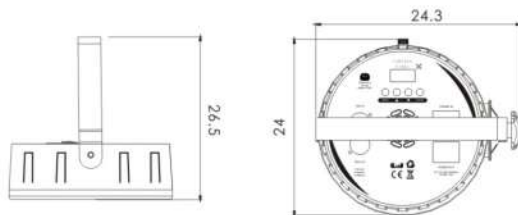
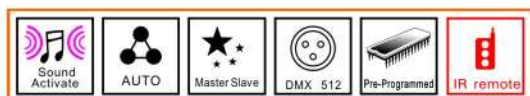
Dimension size: 240×240×70mm

Packing size: 240×80×230mm

N.W: 1.0kg

G.W: 1.3kg

9×10W LED PAR LIGHT SPC241K1 / SPC241K2

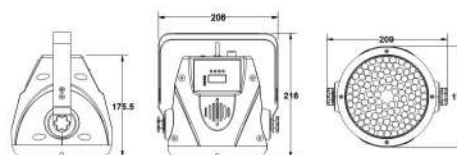


Power supply: AC100-240V, 50Hz/60Hz
Power consumption: 60W
Light source: 9×10W(RGBW 4 IN 1)LED lamps
Life Time: 60000 hours
Beam angle: 25°
Control panel: 4 Digital LED display figures
Control mode: SPC241K1:sound activation, auto, master/slave, DMX-512
 SPC241K2:sound activation, auto, master/slave, DMX-512,

remote control

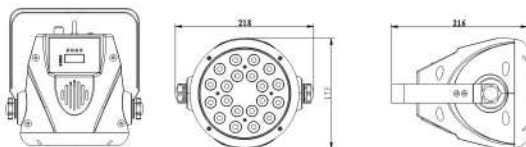
DMX channels: 8CHS
Dimmer: 0-100% with regulated constant color control
Working environment: up to 40°C
Protection rate: IP20
Cover: plastic
Dimension size: 240×240×70mm
Packing size: 240×80×230mm
N.W: 1.2kg
G.W: 1.5kg

112×Φ10 LED WIRELESS BATTERY PAR LIGHT SBD001



Power supply: AC100-240V/50-60Hz
Maximum Power: 36W (The lighting is working and battery is in charge)
LED Source: 112 × Φ10 LED(R22,G22,B22,W24,A22) lamps
Life Time: 60000 hours
Color temperature: 6000-6500K
Beam Angle: 30°
Control panel: 4 Digital LED display figures
Recharge battery: 8000mah
Charging time: 4 hours
Using time: 8~16hours
Controls: sound activation, auto, master/slave, DMX-512/remote control
DMX Channels: 9CHS
Dimmer: 0-100% linear dimming function
Remote control: up to 60 meters (433Hz)
Working Environment: up to 40°C
Protection rating: IP20
Cover: PC
Dimension size: 220×175×215mm
Packing size: 250×250×280mm
N. W: 2.3Kg
G. W: 2.8Kg

20×1W LED WIRELESS BATTERY PAR LIGHT SBD002



Power supply: AC100-240V, 50Hz/60Hz

Maximum Power: 42W (The lighting is working and battery is in charge)

Light source: 20×1W (R4, G4, B4, W4, A4) LED lamps

Life Time: 60000 hours

Color temperature: 6000-6500K

Beam angle: 25°

Control panel: 4 Digital LED display figures

Recharge battery: 8000mah

Charging time: 4 hours

Using time: 4 hours (full charge running) / More than 24 hours (auto running)

Controls: sound activation, auto, master/slave, DMX-512/remote control

DMX channels: 9CHS

Dimmer: 0-100% linear dimming function

Remote control: up to 60 meters (433Hz)

Working environment: up to 40°C

Protection rate: IP20

Cover: PC

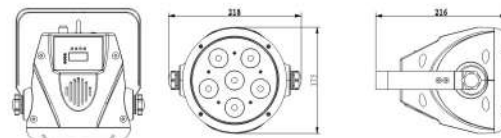
Dimension size: 220×175×215mm

Packing size: 250×250×280mm

N.W: 2.4kg

G.W: 3.2kg

6×5W LED WIRELESS BATTERY PAR LIGHT SBD003



Power supply: AC100-240V, 50Hz/60Hz

Maximum Power: 42W (The lighting is working and battery is in charge)

Light source: 6×5W (RGBWA 5 in 1) LED lamps

Life Time: 60000 hours

Color temperature: 6000-6500K

Beam angle: 25°

Control panel: 4 Digital LED display figures

Recharge battery: 8000mah

Charging time: 4 hours

Using time: 4 hours (full charge running) / More than 24 hours (auto running)

Controls: sound activation, auto, master/slave, DMX-512/remote control

DMX channels: 9CHS

Dimmer: 0-100% linear dimming function

Remote control: up to 60 meters (433Hz)

Working environment: up to 40°C

Protection rate: IP20

Cover: PC

Dimension size: 220×175×215mm

Packing size: 250×250×280mm

N.W: 2.5kg

G.W: 3.3kg

12×1W LED MINI PAR LIGHT SPC203



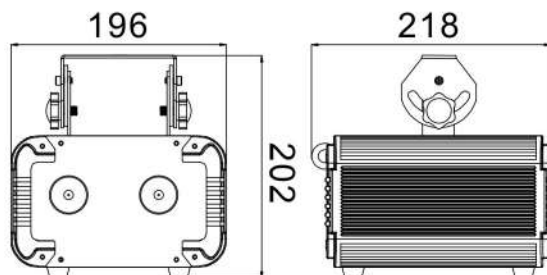

Power supply: AC100-240V, 50Hz/60Hz
Power consumption: 15W
Light source: 12×1W(R3 G3 B3 W3)LED lamps
Life Time: 60000 hours
Beam angle: 25° (10°, 30°option)
Control panel: 4 Digital LED display figures
Control mode: sound activation, auto, master/slave, DMX-512
DMX channels: 8CHS
Dimmer: 0-100% with regulated constant color control
Working environment: up to 40°C
Protection rate: IP20
Cover: plastic
Dimension size: 150×115×140mm
Packing size: 130×130×120mm, 540×410×390mm(36PCS/CTN)
N.W: 0.4kg
G.W: 0.5kg, 19kg(36PCS/CTN)

54×1W LED PAR LIGHT SPC204



Power supply: AC100-240V, 50Hz/60Hz
Power consumption: 60W
Light source: 54×1W(R12 G18 B18 W6)LED lamps
Life Time: 60000 hours
Beam angle: 25° (10°, 30°option)
Control panel: 4 Digital LED display figures
Control mode: sound activation, auto, master/slave, DMX-512
DMX channels: 8CHS
Dimmer: 0-100% with regulated constant color control
Working environment: upto 40°C
Protection rate: IP20
Cover: plastic
Dimension size: 250×195×215mm
Packing size: 200×200×230mm, 615×415×480mm(12PCS/CTN)
N.W: 1.25kg
G.W: 1.5kg, 19.4kg(12PCS/CTN)

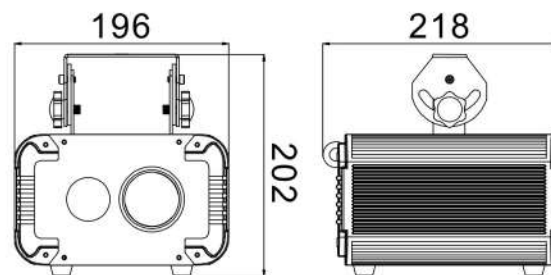
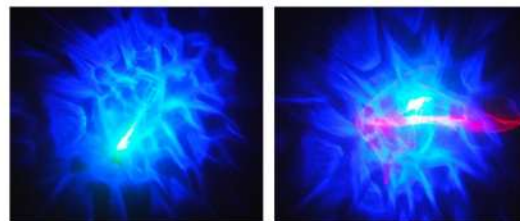
3D STAR EFFECT LASER SD107



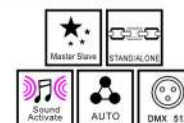
Power Supply: AC 100-240V, 50/60Hz
Laser diode: Green 30mW/532nm + purplish blue 400mW/445nm
Power Consumption: 20W
Controls: Sound activate, Auto, DMX, Master/Slave, wired remote control
DMX channels: 6 channels
Packing size: 270×270×250 mm
 565×565×530 mm (8PCS/CTN)
N.W: 2.5 kg
G.W: 3.3 kg, 28 kg (8PCS/CTN)



RGY LASER FANTASY SD108



Power Supply: AC 100-240V, 50/60Hz
Laser diode: Red 80mW/650nm + Green 30mW/532nm
Power Consumption: 14W
LED: Blue LED *3W
Controls: Sound activate, Auto, DMX, Master/slave, wired remote control
DMX channels: 5 channels
Packing size: 270×270×250 mm
 565×565×530 mm (8PCS/CTN)
N.W: 2.1 kg
G.W: 2.9 kg, 25 kg (8PCS/CTN)

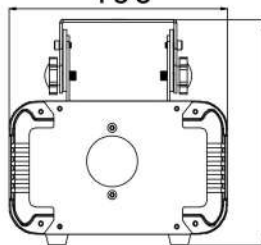


RGB LASER FANTASY SD109

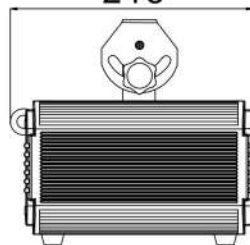


196

218



202



Power Supply: AC 100-240V, 50/60Hz

Laser Diode: Red 80mW/650nm + Green 30mW/532nm + purplish blue 400mW/445nm

Power Consumption: 16W

Controls: Sound activate, Auto, DMXo, Master/Slave, wired remote control

DMX channels: 5 channels


Packing size: 270 × 270 × 250 mm
565 × 565 × 530 mm (8PCS/CTN)

N.W: 2.2 kg

G.W: 3.0 kg, 25.5 kg (8PCS/CTN)

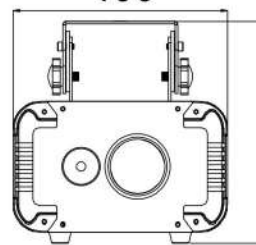


LED UNIVERSAL STAR SD331

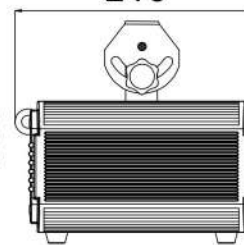


196

218



202



Power Supply: AC 100-240V, 50/60Hz

Laser Diode: Red 80mW/650nm + Green 30mW/532nm

Power Consumption: 18W

LED: Blue LED * 3W

Controls: Sound activate, Auto, DMX, Master/Slave, wired remote control

DMX channels: 6 channels

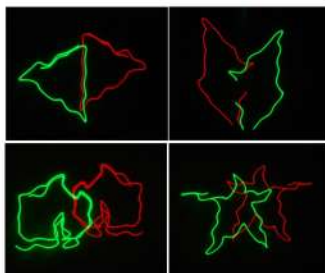
Packing size: 270 × 270 × 250 mm
565 × 565 × 530 mm (8PCS/CTN)

N.W: 2.2 kg

G.W: 3.0 kg, 25.5 kg (8PCS/CTN)



TWO EYES RG LASER LIGHT SD053K(RG)



Power supply: AC100-240V, 50Hz/60Hz
Power consumption: 23W
Laser diode: R100mW+G50mW
Controls: sound activation, auto, master/slave, DMX-512
DMX channels: 6CHS
Scanning system: 1.8° stepper motor
Working environment: up to 40°C
Protection rate: IP20
Cover: AL
Packing size: 400×240×190mm
N.W: 2.6kg
G.W: 3.3kg

FOUR EYES LASER LIGHT SD054K(RG)/SD054M(RGB)



SD054K:



SD054M:



Power supply: AC100-240V, 50Hz/60Hz
Power consumption: 36W
Laser diode: SD054K: R100mW+G50mW
SD054M: R100mW+G50mW+B200mW
Controls: sound activation, auto, master/slave, DMX-512
DMX channels: 6CHS
Scanning system: 1.8° stepper motor
Working environment: up to 40°C
Protection rate: IP20
Cover: AL
Packing size: 700×230×170mm
N.W: SD054K: 3.7kg
SD054M: 3.8kg
G.W: SD054K: 4.4kg
SD054M: 4.8kg


SMALL SIZE ANIMATION LASER LIGHT SD321K(RGP)/SD322K(G)



SD321K:


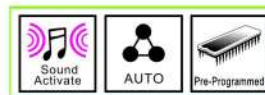


SD322K:




Power supply: AC100-240V, 50Hz/60Hz
Power consumption: 20W
Laser diode: SD321K: R100mW+G50mW+P150mW
 SD322K: G100mW
Controls: sound activation, auto, master/slave, DMX-512
DMX channels: 12CHS/10CHS
Scanning system: 15K, $\pm 30^\circ$
Modulation system: TTL
Working environment: up to 40°C
Protection rate: IP20
Cover: AL
Packing size: 300×250×190mm
N.W: 2.1kg
G.W: 2.3kg

TWO HOLES LASER LIGHT SD405K



Power supply: AC100-240V, 50Hz/60Hz
Power consumption: 16W
Laser diode: R100mW+G50mW+B100mW
Controls: sound activation, auto
Scanning system: 1.8° stepper motor
Working environment: up to 40°C
Protection rate: IP20
Cover: AL
Dimension size: 190×150×70mm
Packing size: 240×220×140mm
N.W: 0.9kg
G.W: 1.3kg

MATRIX ANIMATION LASER LIGHT SD406K(RGB)



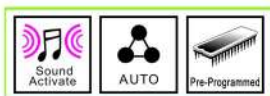
Power supply: AC100-240V, 50Hz/60Hz
Power consumption: 26W
Laser diode: R200mW+G100mW+B200mW
Controls: sound activation, auto, master/slave, DMX-512
DMX channels: 12CHS
Scanning system: 15K, $\pm 30^\circ$
Working environment: up to 40°C
Protection rate: IP20
Cover: AL
Dimension size: 260×210×115mm
Packing size: 310×240×160mm
N.W: 1.8kg
G.W: 2.3kg

THE DYNAMIC LASER LIGHT SD407K(RGB)




Power supply: AC100-240V, 50Hz/60Hz
Power consumption: 26W
Laser diode: R200mW+G100mW+B200mW
Controls: sound activation, auto, master/slave, DMX-512
DMX channels: 13CHS
Scanning system: 15K, $\pm 30^\circ$
Working environment: up to 40°C
Protection rate: IP20
Cover: AL
Dimension size: 280×210×155mm
Packing size: 350×260×220mm
N.W: 3.0kg
G.W: 3.6kg


EIGHT PATTERN LASER LIGHT SD408K1(RG)/SD408K2(RG)



SD408K1:



SD408K2:




Power supply: AC100-240V, 50Hz/60Hz
Power consumption: 13W
Laser diode: R100mW+G50mW
Controls: sound activation, auto
Scanning system: 1.8° stepper motor
Working environment: up to 40°C
Protection rate: IP20
Cover: AL
Dimension size: 210×150×60mm
Packing size: 250×180×120mm
N.W: 0.7kg
G.W: 1.0kg

EIGHT PATTERN LASER LIGHT SD408M1(RB)/SD408M2(RB)



SD408M1:

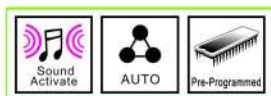


SD408M2:




Power supply: AC100-240V, 50Hz/60Hz
Power consumption: 13W
Laser diode: R100mW+B100mW
Controls: sound activation, auto
Scanning system: 1.8° stepper motor
Working environment: up to 40°C
Protection rate: IP20
Cover: AL
Dimension size: 210×150×60mm
Packing size: 250×180×120mm
N.W: 0.7kg
G.W: 1.0kg

TWENTY PATTERN LASER LIGHT SD420K1(RB)/SD420K2(RB)



SD420K1:



SD420K2:



Power supply: AC100-240V, 50Hz/60Hz
Power consumption: 13W
Laser diode: SD420K1: R100mW+G50mW
 SD420K2: R100mW+B100mW
Controls: sound activation, auto
Scanning system: 1.8° stepper motor
Working environment: up to 40°C
Protection rate: IP20
Cover: AL
Dimension size: 210×150×60mm
Packing size: 250×210×150mm
N.W: 0.7kg
G.W: 1.0kg

LASER MOVING SPIDER LIGHT SPB406K/SPB406M



SPB406K



SPB406M



Power supply: AC 100-240V, 50Hz-60Hz

Power consumption: 95W

Laser Light source: SPB406K: 8×G 60mW

SPB406M: 2×R 300mW + 4×G 60mW + 2×B 500mW

Life Time: 100000 hours

Control panel: 4 Digital LED display figures

Controls: sound activation, auto, master/slave, DMX512

DMX channels: SPB406K: CH7/CH13

SPB406M: CH13/CH16/CH20

Pan/Tilt rotation: 540°/ 180°, speed adjustable

Dimmer: 0-100% with regulated constant color control

Strobe: 10 Flashes per second

Working environment: up to 40°C

Protection rate: IP20

Cover: Aluminum and Plastic

Dimension size: 400×240×240mm

Packing size: 515×360×290mm

N.W: 8kg


G.W: 9.5 kg



ONE COLOUR ANIMATION LASER LIGHT GD138K1(G)/GD138K2(B)



GD138K1:



GD138K2:



Power supply: AC100-240V, 50Hz/60Hz

Power consumption: 35W

Laser diode: GD138K1: G1000mW
GD138K2: B1000mW

Controls: sound activation, auto, master/slave, DMX-512, ILDA

DMX channels: 10CHS

Scanning system: 25K, $\pm 30^\circ$

Modulation system: TTL

Working environment: up to 40°C

Protection rate: IP20

Cover: AL

Dimension size: 395×310×200mm

Packing size: 490×380×220mm

N.W: 4.5kg

G.W: 5.5kg

FULL COLOUR ANIMATION LASER LIGHT GD138M(RGB)



Power supply: AC100-240V, 50Hz/60Hz

Power consumption: 40W

Laser diode: R350mW+G150mW+B500mW

Controls: sound activation, auto, master/slave, DMX-512, ILDA

DMX channels: 12CHS

Scanning system: 25K, $\pm 30^\circ$

Modulation system: simulation

Working environment: up to 40°C

Protection rate: IP20

Cover: AL

Dimension size: 395×310×200mm

Packing size: 490×380×220mm

N.W: 5.0kg

G.W: 6.0kg

1500W STROBE SE001

Power supply: AC 220V-240V, 50Hz

Power consumption: 1500W

Lamp type: 1500W pulse tube

Function: single light speed adjustable, inside with dimmer function, exclusive console (optional)

Dimension size: 510 x 130 x 220 mm

Packing size: 500 x 240 x 280 mm

520 x 520 x 600 mm (4PCS/CTN)

N.W: 4.7 kg

G.W: 5.4 kg



DMX 3000W STROBE SE006

Power supply: AC 220V, 50Hz

Power consumption: 3000W

Lamp type: 3000W pulse tube

Controls: knob adjust and DMX512, auto

Appearance: Metal shell, streamlined designed

Working Environment: up to 40°C

Protection rating: IP20

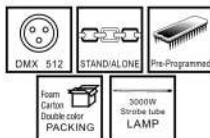
Dimension size: 245 x 425 x 240 mm

Packing size: 550 x 190 x 310 mm

N.W: 7.5 kg

G.W: 8.3 kg

Application fields: Disco Hall, Stage, theater and other places.



LED STROBE SE016

Power supply: AC 100-240V, 50/60Hz

Power consumption: 87W

LED Units: 132 PCS * (5730)

LED (white)

Controls: DMX, Sound activate, Auto, Master/Slave

DMX512 Channels: 3 channels

Dimension Size: 435 x 202.5 x 167 mm

Packing Size: 500 x 240 x 280 mm

N.W: 4.2 Kg

G.W: 5.0 Kg



DMX 750W STROBE SE017

Power supply: AC 220, 50/60Hz;

AC 110V, 50/60Hz

Power consumption: 750W

Lamp type: 750W pulse tube

Function: dimming and speed adjustable by knob and DMX control is available

Dimension size: 312 x 176 x 223 mm

Packing size: 550 x 190 x 310 mm

N.W: 3.7 kg

G.W: 4.4 Kg



DMX 1500W STROBE SE018

Power supply: AC 220V, 50Hz

Power consumption: 1500W

Lamp type: 1500W pulse tube

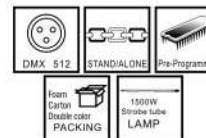
Function: dimming and speed adjustable by knob and controller

Dimension size: 500 x 190 x 130 mm

Packing size: 550 x 230 x 310 mm

N.W: 4.7 kg

G.W: 5.7 kg



150W STROBE SE005N

Power supply: AC 220V, 50/60Hz; AC 110 V, 50/60Hz

Power consumption: 150W

Lamp type: 150W Strobe tube

Function: flash speed adjustable


Dimension size: 230 x 220 x 100 mm

Packing size: 290 x 120 x 270 mm (GIFT BOX);

570 X 310 X 640 mm (10PCS/CTN)

N.W: 1.6 kg, 14 kg (10PCS/CTN)

G.W: 1.9 kg, 18.3 kg (10PCS/CTN)



LED STROBE SPE002



Power supply: AC 100-240V, 50Hz/60Hz

Power consumption: 30W

Light source: 132×5050 (White) LED lamps

Life Time: 60000 hours

Color temperature: 6000-6500K

Control panel: 4 Digital LED display figures

Controls: sound activation, auto, master/slave, DMX-512

DMX channels: 2CHS

Dimmer: 0-100% with regulated constant control

Strobe: electronic strobe with pulse and random effects, 10 Flashes per second.

Working environment: up to 40°C

Protection rate: IP20

Cover: A3

Dimension size: 360×90×210mm

Packing size: 380×255×140mm

N.W: 2.5kg

G.W: 3.0kg



LED STROBE SPE004



Power supply: AC 100-240V, 50Hz/60Hz

Power consumption: 20W

Light source: 108×5050 (White) LED lamps

Life Time: 60000 hours

Color temperature: 6000-6500K

Controls: sound activation, auto (speed adjust)

Strobe: electronic strobe with pulse and random effects, 10 Flashes per second.

Working environment: up to 40°C

Protection rate: IP20

Cover: AL

Dimension size: 135×60×170mm

Packing size: 160×70×190mm

N.W: 0.4kg

G.W: 0.5kg



LED STROBE (WATER EFFECTS) SPC067



Power supply: AC 100-240V, 50/60Hz

Power consumption: 48W

LED Unit: 6 X 7W

Beam angle: 90°

Controls: Auto, Master/Slave, DMX, Strobe chase

DMX Channels: 9 channels

Working environment: up to 40°C

Protection rating: IP20

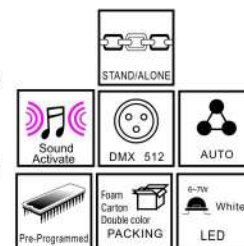
Application fields: stage, dance hall, effect room, illumination etc.

Dimension size: 460 x 88 x 92.5mm

Packing size: 550 x 190 x 310 mm
580 x 590 x 645 mm (6PCS/CTN)

N.W: 2.5 kg

G.W: 3.2 kg, 19.2 kg (6PCS/CTN)



324×SMD5630 LED RING STROBE LIGHT SPE006



Power supply: AC 100-240V, 50Hz-60Hz

Power consumption: 130W

Light source: 324×SMD5630 (white) LED lamps

Life Time: 60000 hours

Color temperature: 6500K

Beam angle: 120°

Control panel: 4 Digital LED display figures

Control mode: sound activation, auto, master/slave, DMX-512

DMX channels: 1 / 13CHS

Working environment: up to 40°C

Protection rate: IP20

Cover: cast aluminium

Dimension size: 280×215×330mm

Packing size: 240×240×370mm

N.W: 5.3kg

G.W: 5.8kg

5R CONICAL SCANNING LIGHT SB060



Power supply: AC100-240V, 50Hz/60Hz
Power consumption: 300W
Light source: 200W(5R) Philips
Life Time: 2000 hours
Color temperature: 8000K
Control panel: LCD display + 4 soft keys
Controls: auto, master/slave, DMX-512
DMX channels: 10CHS
Gobo wheel: 14 gobos
Color wheel: 13 kinds of color, a rainbow effect
Prism wheel: Rotation 8 prism can be rotated
Focus: Prism zoom adjust, ultra-smooth zooming adjustable
Dimmer: 0-100% linear dimming function
Strobe: Flash speed up to 1-13 times/sec. Speed is adjustable
Optical group: high optical system, 20000 Lux/10m
Working environment: up to 40°C
Protection rate: IP20
Cover: A3+Plastic
Dimension size: 220×255×450mm
Packing size: 575×320×290mm
N.W: 3kg
G.W: 4.5kg



5R DRAGON CLAW LAMPS SB061

Power supply: AC100-240V, 50Hz/60Hz
Power consumption: 250W
Light source: 200W(5R) Philips
Life Time: 2000 hours
Color temperature: 8000K
Beam angle: 0-45°
Control panel: 4 Digital LED display figures
Controls: sound activation, auto, master/slave, DMX-512
DMX channels: 7CHS
Gobo wheel: 15 gobos with white color
Color wheel: 6 color with gobo
Prism wheel: Rotation 8 prism can be rotated
Focus: Prism zoom adjust, ultra-smooth zooming adjustable
Strobe: Flash speed up to 10 times / sec
Working environment: up to 40°C
Protection rate: IP20
Cover: A3
Dimension size: 280×255×180mm
Packing size: 330×300×215mm
N.W: 3.8kg
G.W: 4.5kg


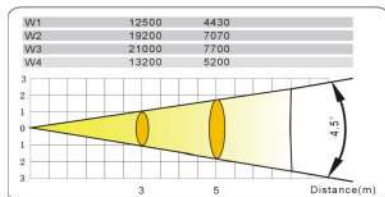


2R LASER SCANNING BEAM LIGHT SB062

Power supply: AC100-240V, 50-60Hz
Power consumption: 220W
Light source: YODN 132W(2R)
Life Time: 6000 hours
Color temperature: 8000K
Beam angle: 3°
Scanning system: 15K, ±30°
Control panel: LCD display + 4 soft keys
Control mode: auto, master/slave, DMX-512
DMX channels: 15/17/19CHS
Gobo wheel: 17 gobos with open
Color wheel: 14 color with white
Prism wheel: Rotation 3 prism can be rotated
Dimmer: with dimming function
Strobe: Flash speed up to 10 times / sec
Working environment: up to 40°C
Protection rate: IP20
Cover: A3+Plastic
Dimension size: 360×305×300mm
Packing size: 380×400×280mm
N.W: 9.5kg
G.W: 10.5kg



LED SPIDER WHITE SPB203K



Power supply: AC 100-240V, 50Hz-60Hz

Power consumption: 105W

Light source: 8×10W LuminEngin White high power LED

Life Time: 60000 hours

Color temperature: 6000K

Beam angle: 4.5°

Control panel: 4 Digital LED display figures

Controls: sound activation, auto, master/slave, DMX512

DMX channels: CH6 or CH12

Rotation: 60°- 150°

Dimmer: 0-100% with regulated constant color control

Strobe: 10 Flashes per second

Working environment: up to 40°C

Protection rate: IP20

Cover: Aluminum and Plastic

Dimension size: 395×235×165mm

Packing size: 470×310×215mm

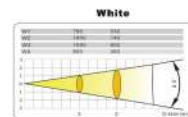
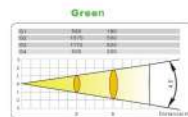
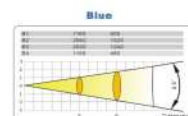
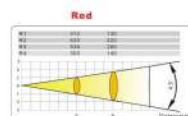
650×485×460mm(4PCS/CTN)

N.W: 4.9kg

G.W: 6.1kg



LED SPIDER RGBW SPB203M



Power supply: AC 100-240V, 50Hz-60Hz

Power consumption: 105W

Light source: 8×10W CREE RGBW 4 IN 1 high power LED

Life Time: 60000 hours

Color temperature: 6000K

Beam angle: 4.5°

Control panel: 4 Digital LED display figures

Controls: sound activation, auto, master/slave, DMX512

DMX channels: CH10 or CH36

Rotation: 60°- 150°

Dimmer: 0-100% with regulated constant color control

Strobe: 10 Flashes per second (any color)

Working environment: up to 40°C

Protection rate: IP20

Cover: Aluminum and Plastic

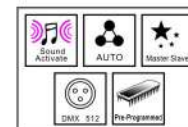
Dimension size: 395×235×165mm

Packing size: 470×310×215mm

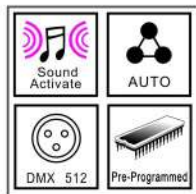
650×485×460mm(4PCS/CTN)

N.W: 4.9kg

G.W: 6.1kg



8×10W SCANNER 8 BEAM SPC065K/SPC065M/SPC065N



Power supply: AC 110-240V /50Hz-60Hz

Power consumption: SPC065K: 140W SPC065M: 110W SPC065N: 110W

Light source: SPC065K: 8×10W Cree white LED

SPC065M: 8×10W Cree RGBW 4 in 1 LED

SPC065N: 8×10W RGBW 4 in 1 Chinese LED

Life Time: 60000 hours

Color temperature: 6500K

Beam angle: 3°

Control panel: 4 Digital LED display figures

Controls: sound activation, auto, DMX512

DMX channels: SPC065K: 6CH/14CH channels mode

SPC065M: 10CH/38CH channels mode

SPC065N: 10CH/38CH channels mode

Rotation: 200°

Dimmer: 0-100% with regulated constant color control

Strobe: electronic strobe with pulse and random effects, 10 Flashes per second

Working environment: up to 40°C

Protection rate: IP20

Cover: Aluminum and Plastic

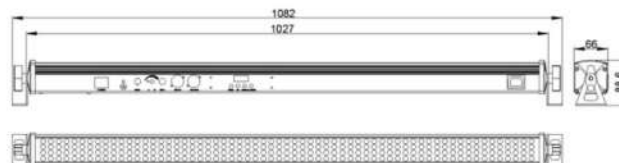
Dimension size: 1070×80×160mm

Packing size: 1120×150×210mm

N.W: 7.9kg

G.W: 9.3kg

LED MARQUEE LIGHT SPC029N



Power supply: AC110-220V, 50/60Hz

Power consumption: 36W

Light source: 240×10mm LED Units(R96,G72,B72)

252×10mm LED Units(R84,G84,B84)

320×10mm LED Units(R128,G96,B96)

Life Time: 60000 hours

Beam angle: 4°

led section: 8 sections

Control panel: 4 Digital LED display figures

Control mode: sound activation, auto, DMX-512, built-in programs, static color

DMX channels: 2, 3, 4, 7, 14, 26 CHS

Working environment: up to 40°C

Protection rate: IP20

Cover: AL

Dimension size: 1000×64.5×66mm

Packing size: 1080×120×120mm
1095×390×280 (6PCS/CTN)

N.W: 2.5kg

G.W: 20 kg (6PCS/CTN)

LED DERBY LIGHT SPG017K



Power supply: AC110-220V, 50/60Hz

Power consumption: 20W

Light source: 6pcs×1W (RGBWAP)

Life Time: 60000 hours

Control panel: 4 Digital LED display figures

Control mode: sound activation, auto, DMX-512

DMX channels: 7CHS

Working environment: up to 40°C

Protection rate: IP20

Cover: A3

Dimension size: 175×140×205mm

Packing size: 255×215×225mm

N.W: 2.3kg

G.W: 3 kg



LED MINI MUSHROOM LIGHT SPG005



Power supply: AC 110-240 V, 50/60Hz

Power consumption: 35W

DMX channels: 9 channels

LED unit: 6 x 3W LED units (R2,G2,B2)

Controls:

DMX, Sound activate, Auto, Master/Slave

Working environment: indoor, -20°C ~ 40°C

Protection rating: IP20

Dimension size: 270 x 270 x 350 mm

Packing size: 290 x 290 x 380 mm (GIFT BOX)

N.W: 2.5 kg

G.W: 3.2 kg



LED ROUND MIRROR MINELIGHT SPG078



Power supply: AC 110-127V, 60Hz;

AC 220-240V, 50Hz

Power consumption: 30W

LED unit: 3 x 5W LED units (R1,G1,B1)

DMX channels: 9 channels

Controls:

DMX, Sound activate, Auto, Master/Slave

Working environment: indoor, -20°C ~ 40°C

Protection rating: IP20

Dimension size: 310 x 310 x 410 mm

Packing size: 320 x 320 x 480 mm (GIFT BOX)

N.W: 3.9 kg

G.W: 4.8 kg



LED 5 EYES MOON LIGHT SPG129



Power supply: AC 100-240V, 50/60Hz

Power consumption: 22W

LED Units: 282 × 5mm LED

(R60,G75,B45,W102)

Controls:

DMX, Sound activate, Auto, Master/Slave

DMX512 Channels: 8 channels

Dimension Size: 305.5×305.5×214 mm

Packing Size: 440×440×320 mm

N.W: 4.0 Kg

G.W: 4.4 Kg



LED DOUBLE DERBY LIGHT SPG017N



Power supply: AC 110-240V,50/60Hz

Power consumption : 31W

Lamp type : CREE 4 in 1

Light source : 10W RGBW 2 LED units

Rotation angle : 360°arbitrary rotation

Working environment : indoor -20~40°C

Channel : 7 DMX Channels

Controls : Auto, Master/Slave,DMX,Sound activate

Beams : 14 colorful beams

Rotation : Smooth rotation with arbitrary angle

Dimmer : 0-100% electronic linear dimming

Sound active : Dynamic changes with music

Dimension size : 288x272x191 mm

Packing size : 350x345x240 mm

N.W: 3.5 kg

G.W: 4.5 kg



LED SHELL LIGHT SPG302



Power supply: AC 100-240 V, 50/60Hz

Power consumption: 12W

LED unit: 3 x 3W(RGB 3in1)

Patterns: flash, circle rotation

DMX channels: 6 channels

Controls:

DMX, Master/Slave, Sound activate, Auto

Working environment: indoor, -20°C~40°C

Dimension size: 282 x 274 x 198 mm

Packing size: 390 x 360 x 370 mm

N.W: 2.8 kg

G.W: 3.0 kg



LED 6 ANGLES LIGHT SPG131



Power supply: AC 110-240V,50/60Hz

Power consumption: 35W

LED units: 252 x 5mm LED units(R108,G72,B72)

DMX channels: 8 channels

Controls: DMX, Auto, Sound activate, Master/Slave

Features: 16 different geometric patterns, adjustable

Protection rating: IP20

Working environment: indoor, -20°C~40°C

Dimension size: 310 x 280 x 240 mm

Packing size: 440 x 440 x 320 mm (GIFT BOX)


N.W: 4.2 kg

G.W: 5.0 kg

Application fields: DJ, bar, pub, club, DISCO, KTV, etc.



LED 7 HEADS MAGIC LIGHT SPP006



Power supply: AC 110-127V/60Hz;220-240V/50Hz

Power consumption: 35W

LED unit: 469 x 5mm LED units(R280,G63,B126)

DMX channels: 9 channels

Controls: DMX512, Auto, Sound Activate, Master/Slave

Features: 35 different geometric patterns, adjustable, Flash, Built-in programs

Protection rating: IP20

Working environment: indoor, -20°C~40°C

Dimension size: 305 x 340 x 285 mm

Packing size: 390 x 360 x 370 mm


N.W: 6.5 kg

G.W: 8.0 kg

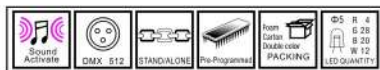
Application fields: DJ, bar, pub, club, disco, KTV, etc.



64×5MM LED PROGRAM EFFECTS LIGHT SPG604



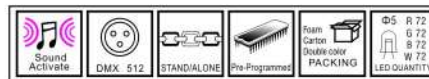
Power supply: AC 100V-240V, 50HZ-60HZ
Power consumption: 8W
Light source: 64×Φ5mm LED units(R4,G28,B20,W12)
Life Time: 60000 hours
Controls: soundactivation, auto, master/slave, DMX512
DMX channels: 2 / 8 CH channels mode
Working environment: up to 40°C
Protection rate: IP20
Cover: Plastic
Dimension size: 240×140×100mm
Packing size: 250×150×110mm
N.W: 0.5 kg
G.W: 1 kg



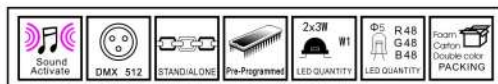
LED ARC WASH LIGHT SPG141



Power supply: AC 100-240 V, 50/60Hz
Power consumption: 23 W
LED units: 288 x Φ5mm LED units(R72,G72,B72,W72)
Working environment: indoor, -20°C~40°C
Control channels: 4 DMX channels
Protection rate: IP20
Controls: DMX,Master/Slave,Sound activate,Auto
Dimension size: 330 x 126 x 93 mm
Packing size: 405 x 140 x 205 mm
N.W: 1.5 kg
G.W: 2.0 kg



LED MOON FLOWER WASH SPC025



LED flood light uses ingenious design. It has RGB dimmer and color mix function as traditional flood light, but also has dynamic picture running automatically. It has high power LED with moon flower effect at the both sides. It uses constant current driver, which makes the LED with long working time and uniform brightness. Make the use of the theory that RGB basic color to make multicolor and dependent light point on the screen, it can create many auto effects. Under DMX control model, it can change the color and effect quickly. And built-in program is also available. Vivid color changing and dynamic light beam effect

Power supply: AC100-240V

Frequency: 50/60Hz

Power consumption: 26W

Light source: (wash LED in the middle) $\varnothing 5 \times 144$ pcs (R48, G48, B48, dimmer: 0-255); (effect LED) 1*3W White left and 1*3W White right

Patterns: 255 kinds of pattern (animation or fixed), can adjust dimmer, color change, fade, strobe, strobe duty cycle, run speed, run direction

DMX Channels: 18 channels

Controls: DMX, Master/Slave, Sound active, auto (built-in 8 programmers + 7 sound activation scenes + color strobe and fade)

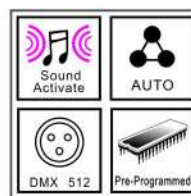
Feature: Multi effect, Long life, high safety performance and wide working voltage

Application: Dance hall, Disco, KTV, Party, Club etc

Dimension size: 490.2 x 121 x 107.2 mm

N.W: 3.3 kg

LED 6-LINE LIGHT SPG028K



Power supply: AC 110-245V, 50Hz-60Hz

Power consumption: 30W

Light source: LED 10W x 2PCS RGBW

Life Time: 60000 hours

Control panel: 4 Digital LED display figures

Controls: sound activation, auto, DMX512

DMX channels: 7 channels mode

Dimmer: 0-100% with regulated constant color control

Strobe: electronic strobe with pulse and random effects, 10 Flashes per second

Feature: small size, beam very strong, low energy consumption

Working environment: up to 40°C

Protection rate: IP20

Cover: A3

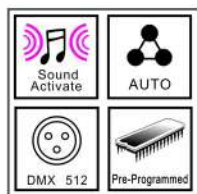
Dimension size: 320 x 250 x 160mm

Packing size: 370 x 320 x 270mm

N.W: 2.8kg

G.W: 3.6kg

2×10W LED MULTIBEAM LIGHT SPG305K



Power supply: AC 110-245V / 50Hz-60Hz

Power consumption: 30W

Light source: 2×10W LED RGB

Life Time: 60000 hours

Control panel: 4 Digital LED display figures

Controls: sound activation, auto, DMX512

DMX channels: 7 channels mode

Dimmer: 0-100% with regulated constant color control

Strobe: electronic strobe with pulse and random effects, 10 Flashes per second

Feature: small size, beam very strong, low energy consumption

Working environment: up to 40°C

Protection rate: IP20

Cover: AL

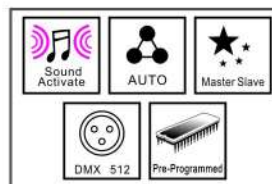
Dimension size: 195×165×215mm

Packing size: 270×220×280mm

N.W: 2.1kg

G.W: 2.6kg

8×3W LED EIGHT HEAD BEAM LIGHT SPG306K



Power supply: AC 100-240V, 50/60Hz

Power consumption: 32W

Light source: 8×3W LED (R2,G2,B2,W2)

Life Time: 60000 hours

Color temperature: 6000-6500K

Beam angle: 4°

Control panel: 4 Digital LED display figures

Controls: sound activation, auto, master/slave, DMX-512

DMX channels: 3/12CHS

Dimmer: 0-100% with regulated constant color control

Strobe: electronic strobe with pulse and random effects, 10 Flashes per second

Working environment: up to 40°C

Protection rate: IP20

Cover: A3

Dimension size: 465×260×130mm

Packing size: 520×300×180mm

N.W: 2.7kg

G.W: 3.2kg

LED FLOWER LIGHT SPG002



Power supply: AC100-240V, 50/60Hz

Power consumption: 24W

LED unit: 6X3W LED units (R2,G2,B2)

Controls:

DMX,Auto,Sound activate,Master/Slave

DMX channels: 6 channels

Features: small size, changeable patterns, suitable for every entertainment place and home party.

Dimension size: 182 x 182 x 156 mm

Packing size: 250 x 240 x 220 mm

530 x 500 x 470 mm(8PCS/CTN)

N.W: 0.77 kg

G.W: 1.15 kg



6PCS×1W MP3 MAGIC BALL SPG002M



Power supply: AC100-240V / 50-60Hz

Power consumption: 25W

Light source: 6pcs×1W(RGBWAP)

Life Time: 60000 hours

Controls: MP3 player, Sound, IR remote

Working environment: up to 40°C

Protection rate: IP20

Cover: Plastic

Dimension size: 190×190×170mm

Packing size: 584×394×356mm

N.W: 0.55 kg

G.W: 10 kg(12pcs/CTN)



6PCS×1W DMX MAGIC BALL SPG002K



Power supply: AC100-240V / 50-60Hz

Power consumption: 25W

Light source: 6pcs×1W(RGBWAP)

Life Time: 60000 hours

Control panel: 4 Digital LED display figures

Controls: sound activation, auto, DMX512, Master-slave, infrared remote control

DMX channels: 7CH channels mode

Working environment: up to 40°C

Protection rate: IP20

Cover: Plastic

Dimension size: 190×170×170mm

Packing size: 584×394×356mm

N.W: 0.55 kg

G.W: 10 kg(12pcs/CTN)



6PCS×1W BLUETOOTH MAGIC BALL SPG002N



Power supply: AC100-240V / 50-60Hz

Power consumption: 25W

Light source: 6pcs×1W(RGBWAP)

Life Time: 60000 hours

Controls: MP3 player, Sound, Bluetooth remote

Working environment: up to 40°C

Protection rate: IP20

Cover: Plastic

Dimension size: 190×190×170mm

Packing size: 584×394×356mm

N.W: 0.55 kg

G.W: 10 kg(12pcs/CTN)



LED DANCING FLOOR LIGHT SPH025



Power supply: AC 100-240V, 50/60Hz

Power supply: 50W

Light source: 576×10mm LED units (R192, G192, B192)

Control: Auto, Sound activate, DMX, Master/Slave

Control panel: Digital tube, keys

Protection rate: IP20

Working environment: up to 40°C

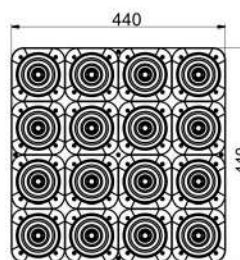
Packing size: 1090×1090×180 mm

N.W: 33.5 kg

G.W: 38.0 kg



LED MATRIX LIGHT SPC070



Appearance: black light body with aluminium by two sides and metal material on other side.

Power supply: AC 110-240V, 50-60Hz

Power consumption: 200W

Power cable (optional): 220V-European curved plug, core wire 1.5mm², cable length 1.2 metre

110V-American plug, two pins, core wire 1.5mm², cable length 1.2 metre

Laser tube: 16×15W RGB 3 in 1

Controls: Sound activate, Auto, DMX, Master/slave

Operation interface: nixie tube, Press key

DMX channel: Two kinds of channel mode, 7 channel and 55 channel

Protection rate: IP20

Working environment: 0-40°C

Dimension size: 440×440×120 mm

Packing size: 510×510×160 mm



216×5050(R72,G72,B72) LED Tunnel Floor Light SPH026



Power supply: AC 100V-240V, 50Hz-60Hz

Power consumption: 30W

DMX channels: 6 CH channels mode

Light source: 216×5050(R72,G72,B72) LED Lamps

Life Time: 60000 hours

Controls: soundactivation, auto, master/slave, DMX512

Dimmer: 0-100% with regulated constant color control

Working environment: up to 40°C

Protection rate: IP55

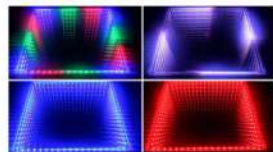
Cover: Plastic+ Toughened glass

Dimension size: 500×500×70mm

Packing size: 570×220×580mm

N.W: 11 kg

G.W: 13 kg



LED 25 EYES MATRIX LIGHT SPC075M1/SPC075M2



Power supply: AC100-240V, 50Hz/60Hz

Power consumption: 200W

Light source: 25×9W(RGB 3 IN 1) LED lamps

Life Time: 60000 hours

Color temperature: 6000-6500K

Effect: SPC075M1: Fresnel Beam

SPC075M2: Back light

Beam angle: SPC075M1: 4°

Control panel: LCD display for easy addressing and setting

Controls: sound activation, auto, master/slave, DMX512

DMX channels: 1/5/18/75/77CHS

Dimmer: 0-100% with regulated constant color control

Working environment: up to 40°C

Protection rate: IP20

Cover: Al


Dimension size: 600×600×60mm

Packing size: 750×710×170mm

N.W: 6.6kg

G.W: 8.5kg

LED 25 EYES MATRIX LIGHT SPC075K1/SPC075K2



Power supply: AC100-240V, 50Hz/60Hz

Power consumption: 90W

Light source: 25×3W(CREE white) LED lamps

Life Time: 60000 hours

Color temperature: 6000-6500K

Effect: SPC075K1: Fresnel Beam

SPC075K2: Back light

Beam angle: SPC075K1: 4°

Control panel: LCD display for easy addressing and setting

Controls: sound activation, auto, master/slave, DMX512

DMX channels: 1/4/9/25/29CHS

Dimmer: 0-100% with regulated constant color control

Working environment: up to 40°C

Protection rate: IP20

Cover: Al

Dimension size: 600×600×60mm

Packing size: 750×710×170mm

N.W: 6.6kg

G.W: 8.5kg

LED STAR SCREEN FOR MOBILE DJ SPA203S/SPA203R



Power supply: AC 100-240V, 50Hz-60Hz

Output Voltage: DC12V/3A

Fuse: 2A

Light source: SPA203S: 120pcs (SMD R,G,B Highbrightness led)
SPA203R: 96pcs (SMD R,G,B High brightness led)

Controls: SPA203S: AILED on; DMX Control; Sound Activated;
SPA203R: All LED on; DMX Control; Sound Activated; Remote Control;

Color: single color or mixed color

DMX channels: CH8

Specifications: 2×3 M

CarryBag: 1 pcs

LED STAR SCREEN FOR MOBILE DJ SPA203SJ



Power supply: Input Voltage: AC100V-240V, 3A/2A, 50/60Hz. 25W/150W

Output Voltage: DC 12V/3A, DC12V/12.5A

Power consumption: 30W~150W

Life Time: 50,000 hours

Fuse: 2A

Lightsource: 120 pcs (SMD R,G,B High brightness led) for 2×3 m
36 pcs (SMD R,G,B High brightness led) for 1.22×2 m

Controls: Controller, DMX Controller, Sound Active, Auto run

Color: single Single color: Red, Green, Blue, Yellow, White and Purple
Mixing color: RGBW, RGBY, BW, one color in one LEDs. (Can be custom made)

DMX channels: CH8

Specifications: 2×3 m, 1.22×2 m

CarryBag: 1 pcs

LED VIDEO SCREEN FOR MOBILE DJ SPA203V



Power supply: Input Voltage: AC100V-240V, 3A/2A, 50/60Hz. 25W/150W

Output Voltage: DC 5V/5A, DC5V/30A

Fuse: 2A

Power consumption: 30W~150W

Light source: 176 pcs SMD LEDs 3 in 1 / RGB,

Life Time: 50,000 hours

LED Pitch: 20cm

Controls: Controller with SD Card, DMX Controller, Sound Active, Auto run

Number of program: 30 programs

Color: 3 in 1 / RGB, mixing 7 colors

DMX channels: CH8

Specifications: 2×3 m

CarryBag: 1 pcs

LED VIDEO SCREEN FOR MOBILE DJ SPA203VJ



Power supply: Input Voltage: AC100V-240V, 3A/2A, 50/60Hz. 25W/150W

Output Voltage: DC 5V/5A, DC5V/30A

Fuse: 2A

Power consumption: 30W~150W

Life Time: 50,000 hours

Lightsource: 176pcs (3 in 1 / RGB High brightness led) for 2×3 m
66pcs (3 in 1 / RGB High brightness led) for 1.22×2 m

LED Pitch: 20cm

Controls: Controller with SD Card, DMX Controller, Sound Active, Auto run

Number of program: 30 programs

Color: 3 in 1 / RGB, mixing 7 colors

DMX channels: CH8

Specifications: 2×3 m, 1.22×2 m

CarryBag: 1 pcs

LED STAR SCREEN**SPA203K/ SPA204K/SPA306K/ SPA409K/ SPA806K**

waterproof function,black cloth with good for absorption effect,which can retrain the visual fatigue caused by the light reflection.

Dimension: SPA203K:2×3

SPA204K:2×4

SPA306K:3×6

SPA409K:4×9

SPA806K:8×6

Lamp quantity: SPA203K:36

SPA204K:48

SPA306K:108

SPA409K:216


SPA806K:288

Control function: 1.DMX 512 information control controlled by DMX512 controller
(Tested DMX control signals can auto change to DMX mode)

2.SD card date read control

3.Online synchronization control(Controller general)

Electric parameter: Each RGB 3in1 power consumption for 300MW, working voltage for DC5V, controller input voltage for 90-240V, frequency 50-60HZ(Wide voltage)

LED VIDEO SCREEN**SPA203M/ SPA204M/SPA206M/ SPA304M/ SPA308M/SPA408M**

The product adopt 3in1 RGB full color lamp beads,cloth material have a good waterproof function black cloth with good for absorption effect,which can retrain the visual fatigue caused by the light reflection.

Dimension: SPA203M:2×3

SPA204M:2×4

SPA206M:2×6

SPA304M:3×4

SPA308M:3×8

SPA408M:4×8

Lamp quantity: SPA203M:600

SPA204M:242

SPA206M:1200

SPA304M:1452

SPA308M:2400

SPA408M:12800

Lamp distance: SPA203M:P10CM

SPA204M:P18CM

SPA206M:P10CM

SPA304M:P9CM

SPA308M:P10CM

SPA408M:P5CM

Control function: 1.DMX 512 information control controlled by DMX512 controller
(Tested DMX control signals can auto change to DMX mode)

2.SD card date read control

3.Online synchronization control(Controller general)

Electric parameter: Each RGB 3in1 power consumption for 300MW, working voltage for DC5V,controller input voltage for 90-240V, frequency 50-60HZ(Wide voltage)

DRIVER BAR/BALL STRING
SPA005/SPA505



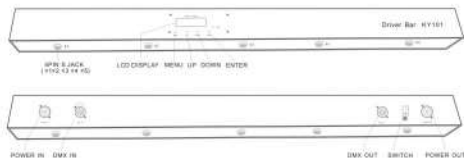
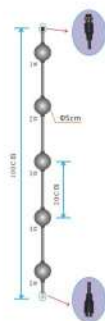
SPA005(OPTIONAL)



SPA005(OPTIONAL)



SPA505



Type:SPA005 Driver Bar

Input Voltage: AC90V-240V, 50/60Hz, 150W

Output Voltage:DC 12V/12.5A

Channels:12CH/225CH/300CH/375CH/450CH

Operation modes:DMX Control; Auto run ; Master-Slave;Controlled by MADRIX

Program: 50 pro-set programs

Adjust program speed

Type: SPA505 Ball String

Led:2pcs SMD5050 High Brightness

Color:RGB Tri color

Ball pitch:20cm

Ball diameter:50mm


Length: 1000mm, 6000mm max connection

Bottom Connector

4pins/Female Connector



LED ball string installation mode:



DRIVER BAR/LED PIXEL TUBE SPA005/SPA532



SPA005(OPTIONAL)



SPA005(OPTIONAL)



Length: 1000mm/tube 1100mm/tube+cable
 1500mm/tube 1600mm/tube+cable
 2000mm/tube 2200mm/tube+cable

Tube diameter: 28mm

Working Voltage: DC12V

Light source: SMD5050 LED RGB Tri-Color 32*2=64 pcs

Beam angle: 120 degrees

Pixel point: 32cm

Pixel pitch: 30cm/ 45cm/ 59cm



Tube material: PC

DMX Channel: 96 DMX Channels

Tube color: Clear, Bellows, Milky

Power: 20w

Weight: 250g / 320g / 430g



LED PIXEL BAR SPA503


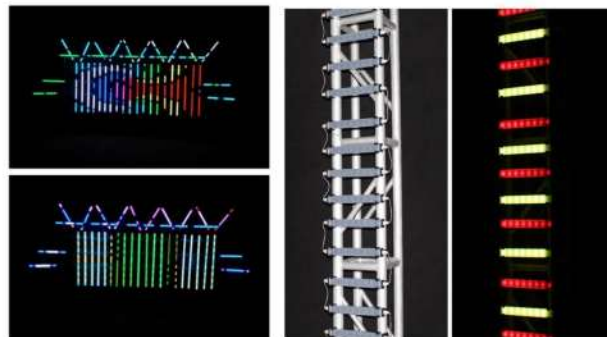
Power supply: DC24V
Connectors: 2×RJ45(input and output)
Power consumption: 4W / 8W / 16W
Light source: 8pcs / 16pcs / 32pcs
 SMD5050(RGB 3 IN 1) LED lamps
Life Time: 60000 hours
Viewing angle : 120 degrees
Bar Length: 300mm / 500mm / 1000mm
Bar color: white, black, lucency(Three kinds of optional)
Pixel point : 8 / 16 / 32
Control mode: combine SPA004 used
DMX Channel: 24CHS / 48CHS / 96CHS
Working environment: up to 40°C
Protection rate: IP25
Cover: plastic
Dimension size: Bar length×32×29mm
N.W: 85g / 130g / 260g



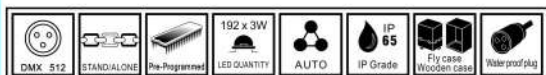
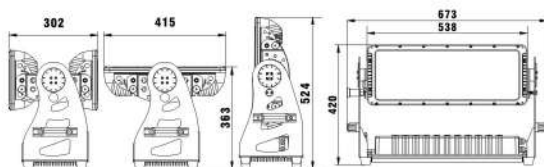
LED PIXEL BAR DRIVE SPA004

Used drive SPA503

Power supply: AC100-240V, 50Hz-60Hz
Power connectors: NEUTRIK(input and output)
Power consumption: Maximum 300W
Control panel: 4 Digital LED display figures
Control mode: auto, master/slave, DMX-512, PC(control protocol:Artnet,Klignet)
Auto mode: built-in 30 programs with execution speed adjustment
Master/slave mode: for synchronized operation of more units linked in a chain
DMX Channel: 8 / 4×480CHS
DMX connectors: 3P-XLR(input and output)
PC control system: Madrix ,Arkaos
PC control input Connectors: 2×RJ45(can be used connection in series)
PC control output Connectors: 4×RJ45
Working environment: up to 40°C
Protection rate: IP20
Cover: aluminum
Dimension size: 270×195×78mm
N.W: 2.1kg



96×2×3W LED DOUBLE WASH LIGHT KZD040B



Power supply: AC 220-240 V,50Hz;AC 100-120 V,60Hz

LED Unit: 96 x 2, 3W LED unit

Beam angle: 25° (45° ,15° optional)

DMX channels: 7 Modes(STAGE,Arc.1,Ar1.d,Arc.2,Ar2.d,Ar2.s,HSV)

Controls: Auto, Master/Slave , DMX

Mixing color: RGBW linear mixing color

Dimmer: 0-100% non-linear dimming

Strobe: Independent electron strobe,1-20Hz

Working life: 50000 hours

Protection rating: IP65

Working Environment: up to 40°C

Rotate angle: single 90° , whole 180°

Feature: high intensity die-casting aluminum alloy, heat elimination by housing

Function: high illuminating efficiency, stable function, with 3 ways temperature control testing and protection function.16bit pwm dimming,1-20Hz electronic flash, with auto, slave function, and DMX stand/alone function

Optional: RGBW/AW

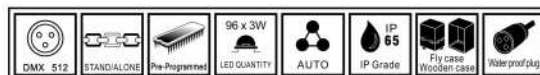
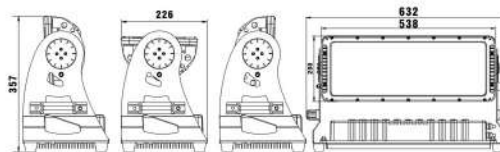
Dimension Size: 673 x 415 x 524 mm

Packing Size:770 x 355 x 500 mm(Wooden case);740 x 375 x 618 mm(Flight case)

N.W: 37 kg

G.W: 45.8 kg(Wooden case);55 kg(Flight case)

96×3W LED SINGLE WASH LIGHT KZD041B



Power supply: AC 220-240 V,50Hz;AC 100-120 V,60Hz

LED Units: 96 x 3W LED unit

Beam angle: 25° (45°/15° optional)

DMX channels: 7 Modes(STAGE,Arc.1,Ar1.d,Arc.2,Ar2.d,Ar2.s,HSV)

Controls: Auto, Master/Slave , DMX

Mixing color: RGBW linear mixing color

Dimmer: 0-100% non-linear dimming

Strobe: Independent electron strobe,1-20Hz

Working life: 50000 hours

Protection rating: IP65

Working Environment: up to 40°C

Rotate angle: 180°

Feature: high intensity die-casting aluminum alloy, heat elimination by housing

Function: high illuminating efficiency, stable function, with 3 ways temperature control testing and protection function.16bit pwm dimming,1-20Hz electronic flash, with auto, slave function, and DMX stand/alone function

Optional: RGBW/AW

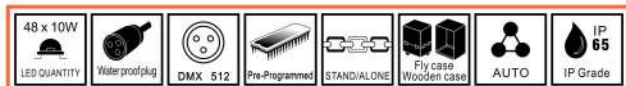
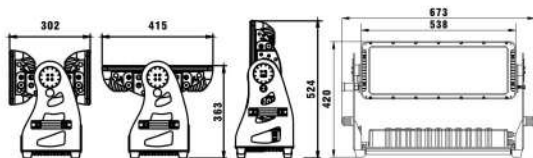
Dimension Size: 633 x 226 x 358 mm

Packing Size:740 x 280 x 380 mm(Wooden case);700 x 280 x 440 mm(Flight case)

N.W: 18.5 kg

G.W: 23 kg(Wooden case);26.5kg(Flight case)

24×2×10W LED DOUBLE WASH LIGHT KZD040A



Power supply: AC 100~120 V, 60Hz / AC 220~240 V, 50Hz

LED units: 24 x 2, 10W LED units

Beam angle: 25° (45°/15° optional)

DMX channels: 7 Modes (STAGE, Arc. 1, Ar1. d, Arc. 2, Ar2. d, Ar2. s, HSV)

Controls: auto, master/slave mode, DMX512 mode

Mixing color: RGBW linear mixing color

Dimmer: 0-100% non-linear dimming

Strobe: independent electron strobe, 1-20Hz

Working life: 50000 hours

Protection rating: IP65

Working environment: indoor, outdoor, -20℃~40℃

Rotate angle: single 90°, whole 180°

Feature: high intensity die-casting aluminum alloy, heat elimination by housing Function high illuminating efficiency, stable function, with 3 ways temperature control testing and protection function. 16bit PWM dimming, 1-20Hz electronic flash, with auto, slave function, and DMX stand/alone function

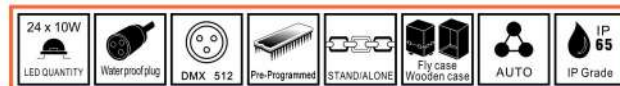
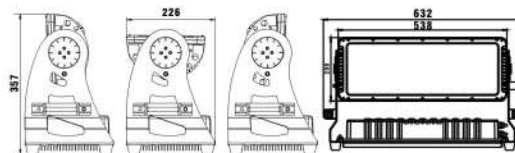
Dimension: 673 x 415 x 524 mm

Packing Size: 770 x 355 x 500 mm (Wooden case); 740 x 375 x 618 mm (Flight case)

N. W: 37kg

G. W: 45.8kg (Wooden case); 55kg (Flight case)

24×10W LED SINGLE WASH LIGHT KZD041A



Power supply: AC 100~120 V, 60Hz / AC 220~240 V, 50Hz

LED Unit: 24 x 10W LED unit

Beam angle: 25° (45°/15° optional)

DMX channels: 7 Modes (STAGE, Arc. 1, Ar1. d, Arc. 2, Ar2. d, Ar2. s, HSV)

Controls: auto, master/slave mode, DMX512 mode

Mixing color: RGBW linear mixing color

Dimmer: 0-100% non-linear dimming

Strobe: Independent electronic strobe, 1-20Hz

Working life: 50000 hours

Protection rating: IP65

Working environment: indoor, outdoor, -20℃~40℃

Rotate angle: 180°

Feature: high intensity die-casting aluminum alloy, heat elimination by housing Function high illuminating efficiency, stable function, with 3 ways temperature control testing and protection function. 16bit pwm dimming, 1-20Hz electronic flash, with auto, slave function, and DMX stand/alone function


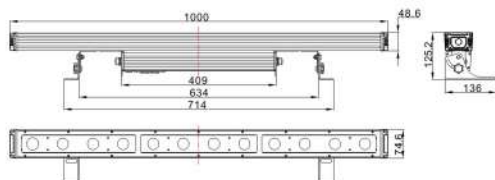
Dimension: 633 x 226 x 358 mm

Packing Size: 740 x 280 x 380 mm (Wooden case); 700 x 280 x 440 mm (Flight case)

N. W: 18.5kg

G. W: 23kg (Wooden case); 26.5kg (Flight case)

12×10W LED LINEAR WATERPROOF LIGHT KZD077



Power supply: AC 100-240V/50-60Hz

Power consumption: 150W

LED Unit: 12×10W(RGBW 4 in 1)

Lense: 25° (Customizable)

Controls: Auto, Master/Slave, DMX

DMX channels: 7 Channels

Working Environment: up to 40℃

Protection rating: IP65

Working environment: indoor, outdoor

Dimension size: 1000×136×125mm (include stand)

Packing size: 1050×170×175 mm
1075×360×375 mm(4PCS/CTN)

N.W: 5.3 kg

G.W: 6 kg, 27 Kg (4PCS/CTN)

54×3W LED WATERPROOF PAR SPC045B



Power supply: AC100-240V, 50/60HZ

Power consumption: 200W

Light source: 54×3W (R12,G12,B12,W12)

Typical lumen maintenance rate: 70% @ 600000 hours

Beam angle: 25° (15°/30°/45°/60°optional)

Display: digital-tube display

Channels: 5/8 DMX channels

Strobe: mechanic strobe effect with high frequency

Dimming: electronic dimming (0-100%)

Controls: Auto, DMX, Master/Slave

Protection rating: IP65

Working Environment: up to 40℃

Max temperature of product surface: 55℃

Dimension size: 259×259×232.5 mm


Packing size: 404×359×359 mm

N.W: 9.9 kg

G.W: 11 kg

Application: It is widely used in theater, studio, arts performing, auditorium, lecture hall, gymnasium and the other large and medium-sized performing places.

18×10W LED WATERPROOF PAR LIGHT KZD018



Power supply: AC100-240V, 50Hz-60Hz

Power consumption: 135W

Light source: 18×10W(RGBW 4 IN 1)LED lamps

Life Time: 60000 hours

Beam angle: 25°(40°Optional)

Control panel: 4 Digital LED display figures

Control mode: sound, auto, master/slave, DMX-512

DMX channels: 8CHS

Dimmer: 0-100% with regulated constant color control

Working environment: up to 40°C

Protection rate: IP65

Cover: cast aluminium

Dimension size: 300×240×255mm

Packing size: 260×260×320mm

N.W: 5.8kg

G.W: 6.8kg

9×8W LED WATERPROOF PAR LIGHT KZD019



Power supply: AC100-240V, 50Hz-60Hz

Power consumption: 60W

Light source: 9×8W(RGBW 4 IN 1)LED lamps

Life Time: 60000 hours

Beam angle: 25°(40°Optional)

Control panel: 4 Digital LED display figures

Control mode: sound, auto, master/slave, DMX-512

DMX channels: 8CHS

Dimmer: 0-100% with regulated constant color control

Working environment: up to 40°C

Protection rate: IP65

Cover: casting aluminium

Dimension size: 270×210×250mm

Packing size: 230×230×300mm

N.W: 4.6kg

G.W: 5.8kg

36×3W LED WATERPROOF PAR LIGHT KZD036



Power supply: AC100-240V, 50Hz-60Hz

Power consumption: 100W

Light source: 36×3W(R12.G12.B12)LED lamps

Life Time: 60000 hours

Color temperature: 6000-6500K

Beam angle: 25°

Control panel: 4 Digital LED display figures

Control mode: sound activation, auto, master/slave, DMX-512

DMX channels: 7CHS

Dimmer: 0-100% with regulated constant color control

Working environment: up to 40°C

Protection rate: IP65

Cover: cast aluminium

Dimension size: 240×190×260mm

Packing size: 260×260×310mm

540×540×330mm(4PCS/CTN)

N.W: 4.6kg

G.W: 5.5kg

54×3W LED WATERPROOF PAR LIGHT KZD054



Power supply: AC100-240V, 50Hz-60Hz

Power consumption: 130W

Light source: 54×3W(R12.G18.B18.W6)LED lamps

Life Time: 60000 hours

Color temperature: 6000-6500K

Beam angle: 25°

Control panel: 4 Digital LED display figures

Control mode: sound activation, auto, master/slave, DMX-512

DMX channels: 8CHS

Dimmer: 0-100% with regulated constant color control

Working environment: up to 40°C

Protection rate: IP65

Cover: cast aluminium

Dimension size: 240×190×260mm

Packing size: 290×290×350mm

600×600×370mm(4PCS/CTN)

N.W: 6.2kg

G.W: 7.3kg

PEARL 2010 DMX LIGHTING CONTROLLER GM081



Original Streamline design panel, PCL sticking, durable, Exquisite appearance.



Built-in program can contain:
300 lamp-sockets
more than 100 Performance programs
Built-in removable Memory chip



new locate fixture button



unique operating button, simple, practical and speedy.



15 playback button, master 450 chases, programs and cue list 15

The Colorful 2010 is a cosmetically updated Colorful 2048 with the addition of USB memory, giving storage for the complete set of personality files as well as multiple show files.

The Colorful 2010 combines compact dimensions with plenty of power, offering full moving light control for up to 240 intelligent fixtures.

Channels can be allocated as HTP or LTP for control of dimmers, color changers or multi-channel fixtures, all of which can be patched with one button press.

specification

Internal flash drive, similar in functionality to a hard disk, but faster and more rugged. Provides enough storage for:

the entire fixture library of more than 3,000 files

over a hundred show files

removable external memory stick

Cache the entire fixture library of more than 3,000 files

Improved method of fixture selection for patching

New locate fixture button

Fixture selects (selecting the top row of faders)

2048 channels

240 intelligent fixture

240 dimmer control channels

Theatrical plotting and playback function

Shape generator for instant creation of patterns and effects

15 playback masters controlling 450 memories, chases or cue lists

Midi and bases, mid, treble sound to light triggers

Color vga output fitted as standard

Each console individually has an electronic serial number

Dimension size: 760 x 600 x 150 mm

Package size: 850 x 700 x 300 mm

N.W: 22.5 kg

G.W: 51 kg (flight case included)

Display screen is optional.


PEARL TIGER TOUCH DMX LIGHTING CONTROLLER GM180



Flight Packaging case size: 750*530*280 mm
(Flight case)
N.W: 12.05 kg
G.W: 37 kg

- Fast, intuitive and live interface
- 10 pageable playbacks, 60 pages
- 10 static playbacks – perfect for instant access
- Integrated 15.4" touchscreen for fast programming
- Three optical encoders for hands on access
- Avo 'Quicksketch' freehand tool for fast to create and easy to see legends
- MIDI support for MIDI Notes and MIDI Timecode
- Built in UPS
- 4 physical DMX outputs, up to 16 over Art-Net
- Dual Ethernet port
- Expand your control surface through wings, DMX In or MIDI
- Easy and intuitive pixelmapping tools
- Dedicated cue stack control
- Support for external touch screen
- 10 programmable executor buttons
- The use of powerful Titan 6.1 version of the operating system
- Core Duo processor, 60G solid-state hard disk, 2G memory
- Support english menu display, and the built-in multi-language
- A built-in 15.4 inch touch screen. And can be extended to a 17 Inch Touch Screen
- 4 DMX output ports, 2048 DMX channels
- Supports Artnet, and can be extended to 12 DMX output, 6144 channels
- 10 macro keys, can edit any program
- 20 playback support push rod, 1000 virtual replay
- Powerful CMY palette function.
- Support the graffiti handwriting naming function
- Support CIP protocol, can preview server or digital lamp built-in material
- WI-Fi access point for an external, you can use the Ipad Touch and iPhone remote control
- With thousands of lights, and built-in lamp base editing software
- Built-in Visualiser visualization stage simulation software, support video
- MIDI time code control, the MIDI remote playback button or fader
- Built-in pixel mapping and built-in graphics generator

1024 PRO DMX LIGHTING CONTROLLER GM088



Power supply: AC100-240V,50Hz-60Hz

Power consumption: 37W

Control panel: LCD Display

DMX channels: 1024CHS

DMX output interface: 2×3P-XLR and 2×5P-XLR

Features:

1. Illuminated Key, the lifetime of each key is more than 50 million times
2. professional work gooseneck lamp
3. U disk backup and update (Support FAT32 format)
4. Support Avolites pearl R20 library data
5. Built-in graphics generator, it is convenient for user to control the moving light of graphics trajectory
6. speed/slip of every running data is adjustable independently
7. Pan/Tilt turntable control, set the channel randomly
8. 2 group of DMX512 signal output, Separate the signal output to prevent light electric leakage and damage the controller
9. control 96 lights is available, every light with 40 channels. 60 independent scenes or programs, every program included 600 steps, running time of every step can be adjusted independently, it's available to open 10 in the same time
10. Support sound with control scene
11. Support point control scene

Working environment: up to 40°C

Protection rate: IP20

Cover: A3

Dimension size: 480×425×115mm

Packing size: 560×490×200mm

575×505×430mm (2PCS/CTN)

N.W: 7.8kg

G.W: 9.2kg

1024 PRO DMX LIGHTING CONTROLLER GM089M



Power supply: AC100-240V, 50Hz-60Hz

Power consumption: 35W

Control panel: LCD Display

DMX channels: 1024CHS

DMX output interface: 2×3P-XLR and 2×5P-XLR

Features:

- 1.Support Avolites pearl R20 library data
- 2.professional work gooseneck lamp
- 3.U disk backup and update
- 4.Built-in graphics generator, it is convenient for user to control the moving light of graphics trajectory
- 5.2 group of DMX512 signal output. Separate the signal output to prevent light electric leakage and damage the controller
- 6.control 96 lights is available, every light with 40 channels. 60 independent scenes or programs, every program included 600 steps, running time of every step can be adjusted independently, it's available to open 10 in the same time
- 7.speed/slip of every running data is adjustable independently
- 8.Pan/Tilt turntable control, set the channel randomly

Working environment: up to 40°C

Protection rate: IP20

Cover: A3

Dimension size: 480×395×115mm

Packing size: 530×450×210mm (flight case)

N.W: 6.3kg

G.W: 13.6kg (flight case)

CH360 PRO DMX CONTROLLER SM106



Power supply: AC100-240V, 50Hz-60Hz

Power consumption: 35W

Features: 18 lights is available, every light with 20 channel 54 independent scenes, and can be outputting the same time. Open the scene, program and program team of the middle of 2 digital keys in the same time is available when pressing on the front and rear 2 digital keys. 36 programs (the scene unshared), open 36 programs in the same time is available, the running parameter of every program can be controlled independently, time/slip of each step adjustable. 18 program groups, operating all the program groups in the same time is available, every program group included 36 steps, every step included 36 programs is available, the running time of every step of program groups can be adjusted independently, signal output isolated, avoid to burnout the controller caused by the electric leakage. Pan/Tilt control wheel, set the channel randomly. MIDI IN/THUMB interface.

Monitor: LED display

DMX channels: 360CHS

DMX output interface: 2×3P-XLR

Working environment: up to 40°C

Protection rate: IP20

Cover: A3

Dimension size: 480×274×100mm

Packing size: 545×350×160mm

N.W: 4.5 kg

G.W: 5.4 kg

CH192 DMX CONTROLLER SM006B



Power supply: adapter(input AC100-240V,50Hz-60Hz,output DC+12V,1A MAX)

Power consumption: 4W

Features: 30 banks of memory up to 240 scenes, 6 programmable chase memories. total 192 DMX channels, controls 12 DMX Lights.16 channels for each light.

Monitor: LED display

DMX channels: 192CHS

DMX output interface: 1×3P-XLR

Control mode: sound activate,auto,manual

Working environment: up to 40°C

Protection rate: IP20

Cover: AL

Dimension size: 504×155×70mm

Packing size: 610×200×150mm
630×420×490mm(10PCS/CTN)

N.W: 1.71 kg, 17.1 kg(10PCS/CTN)

G.W: 2.25 kg, 22.5 kg(10PCS/CTN)

TD-192 CONTROLLER SM006K



Power supply: adapter(input AC100-240V,50Hz-60Hz,output DC+12V,1A MAX)

Power consumption: 4W

Features: 30 banks of memory up to 240 scenes, 6 programmable chase memories. total 192 DMX channels, controls 12 DMX Lights.16 channels for each light.

Monitor: 4 Digital LED display figures

DMX channels: 192CHS

DMX output interface: 1×3P-XLR

Control mode: sound activate,auto,manual

Working environment: up to 40°C

Protection rate: IP20

Cover: A3

Dimension size: 480×130×65mm

Packing size: 550×150×95mm

N.W: 1.7kg

G.W: 2.1kg

CH240 DMX CONTROLLER SM007K



Power supply: AC100-240V,50Hz-60Hz

Power consumption: 10W

Features: total 192 DMX channels,controls 12 DMX Lights.16 channels for each light.48 dimmer channels

Monitor: LCD display

DMX channels: 240CHS

DMX output interface: 2×3P-XLR(one male and one female)

Control mode: sound activate,auto,manual

Working environment: up to 40°C

Protection rate: IP20

Cover: A3

Dimension size: 480×180×80mm

Packing size: 510×305×130mm

N.W: 3.3kg

G.W: 3.8kg

PILOT2000 DMX CONTROLLER SM300



Power supply: adapter(input AC100-240V,50Hz-60Hz,output DC+12V,2A MAX)

Power consumption: 8.4W

Monitor: LCD display

DMX channels: 512CHS

Input/output: DMX OUT via 3-pin XLR-F connector

6.3mm. stereo jack for up/down Record change pedal

3-pin XLR-F for SMPTE signal input

Standard 5-pin DIN connector for MIDI IN-THRU-OUT

DB9 connector for RS-232 serial connection with a personal computer

3mm. unbalanced stereo jack for audio IN - 0dB, mono (or left)

Working environment: up to 40°C

Protection rate: IP20

Cover: A3

Dimension size: 450×240×90mm

Packing size: 585×260×130mm

N.W: 3.2kg

G.W: 4.0kg

CH192 DMX CONTROLLER SM301



Power supply: AC100-240V,50Hz-60Hz

Power consumption: 4W

Features: 192 DMX channels, controls 12 DMX Lights.16 channels for each light. Can be memory up to 100 scenes, The first 12 can be output directly 12 chase, can be memory 100 step for each chase Can connect SM212 and export the program, use SM212 to make off line control

Monitor: 4 Digital LED display figures

DMX channels: 192CHS

DMX output interface: 1×3P-XLR

Control mode: sound activate, auto, manual

Working environment: up to 40°C

Protection rate: IP20

Cover: A3

Dimension size: 482×140×65mm

Packing size: 535×185×105mm

N.W: 2.0kg

G.W: 2.5kg

MINI DMX CONTROLLER SM212



Power supply: adapter(input AC100-240V,50Hz-60Hz,output DC5V,2A MAX)

Power consumption: 4W

Features: 192 DMX channels, controls 12 DMX Lights.16 channels for each light. Can be memory up to 100 scenes, The first 12 can be output directly 12 chase, can be memory 100 step for each chase Can connect SM301 and import the program, use SM212 to make off line control

DMX channels: 192CHS

DMX output interface: 2×RJ45

Control mode: sound activate, auto, manual

Working environment: up to 40°C

Protection rate: IP20

Cover: A3

Dimension size: 86×98×25mm

Packing size: 175×140×50mm

N.W: 0.22kg

G.W: 0.64kg

MINI DMX CONTROLLER **SM211**



Power supply: DC9V Input(External connect electronic Transformer AC100~240V),can charge the internal battery.Built-in 9V rechargeable battery,it can work 8 hours maximum when fully charged(close nixietube display mode).

Power: 1.2W(max),0.5W(Disable display mode)

Digital signal: DMX512/1990

Features: LED display,8 channels.with page menu and buttons,you can control 512 channels and store 30 scenes(the dimmer value of single-step 512 channels) Flexibility, small size, easy to carry, easy to use.

Appearance: streamline design

Working environment: indoor, -20℃~40℃

Protection rate: IP20

Application fields: small performances,outdoor party,Engineering installation,debugging and maintain the lamps.

Dimension size: 170.5 x 85.5 x 36 mm

N.W: 0.33 kg,3.3 kg(10PCS/CTN)

G.W: 0.45 kg,7.6 kg(10PCS/CTN)

8CH KEYBOARD AMERICAN TYPE **SM011A**



Power supply: AC 110-240 V,50/60Hz

Control pannel: 8CH power switchboard

Features: 15A output,European and American,plug(optional)

Dimension size: 482 x 110 x 48 mm

Packing size: 610 x 200 x 90 mm

630 x 420 x 490 mm(10PCS/CTN)

N.W: 1.3 kg(1PC),13 kg(10PCS/CTN)

G.W: 1.5 kg(1PC),16.4 kg(SM011A,10PCS/CTN)

8CH KEYBOARD EUROPEAN TYPE **SM011B**



Power supply: AC 110-240 V,50/60Hz

Control pannel: 8CH power switchboard

Features: 15A output,European and American,plug(optional)

Dimension size: 482 x 115 x 65 mm

Packing size: 610 x 200 x 90 mm

630 x 420 x 490 mm(10PCS/CTN)

N.W: 1.6 kg(1PC),16 kg(10PCS/CTN)

G.W: 1.8 kg(1PC),19.4 kg(10PCS/CTN)

4 WAY DMX AMPLIFIER GM035



Power supply: AC 220/110 V,50/60Hz

Output: 1 input and 4 output

Dimension size: 320 x 173 x 75 mm

Packing size: 420 x 240 x 220 mm

N.W: 2.3 kg

G.W: 2.7 kg

6 WAY DMX AMPLIFIER GM036



Power supply: AC100-240V,50Hz-60Hz

Power consumption: 15W

DMX input interface: 1×3P-XLR

DMX output interface: 1×3P-XLR(a passive loop through)

6×3P-XLR isolated DMX splitter output

Working environment: up to 40°C

Protection rate: IP20

Cover: A3+AL

Dimension size: Φ 120×170mm

Packing size: 175×175×290mm

N.W: 0.8kg

G.W: 1.2kg

8 WAY DMX AMPLIFIER GM038A



Power supply: AC100-240V,50Hz-60Hz

Power consumption: 15W

DMX input interface: 1×3P-XLR

DMX output interface: 1×3P-XLR(a passive loop through)

8×3P-XLR isolated DMX splitter output

Working environment: up to 40°C

Protection rate: IP20

Cover: A3+AL

Dimension size: 482×130×44mm

Packing size: 535×185×105mm

N.W: 1.65kg

G.W: 2.15kg

8 WAY DMX AMPLIFIER GM038B



Power supply: AC100-240V,50Hz-60Hz

Power consumption: 15W

Features: 1.DMX input signal disappear detection

2.Each DMX output signal own independent detection function of short circuit,alarm with Sound and indicator LED

DMX input interface: 1×3P-XLR

DMX output interface: 1×3P-XLR(a passive loop through)

8×3P-XLR isolated DMX splitter output

Working environment: up to 40°C

Protection rate: IP20

Cover: A3+AL

Dimension size: 482×140×44mm

Packing size: 535×185×105mm

N.W: 1.65kg

G.W: 2.15kg

400W FOG MACHINE SI018



Power supply: AC220-240V,50Hz-60Hz;
AC110-127V,50Hz-60Hz
Power consumption: 400W
Control: Manual control
Tank capacity: 0.25 L
Smoke output: 3000cuft/min
Output distance: 3M
Wire control distance: 5M
Warm up time: 3min
Controls: Manual control, External remote control
Dimension size: 255 x 128 x 150 mm
Packing size: 290 x 150 x 190 mm
610 x 330 x 420 mm(8PCS/CTN)
N.W: 2 kg
G.W: 2.3 kg, 18.4 kg(8PCS/CTN)



800W FOG MACHINE SI050E



Power supply: AC220-240V,50Hz-60Hz;
AC110-127V,50Hz-60Hz
Power consumption: 800W
Warm up time: 5mins
Tank capacity: 0.9L
Smoke output: 3500cuft/min
Output distance: 5m
Wire-control distance: 5m
Control: Manual control, External remote control
Dimension: 415 x 200 x 185 mm
Packing size: 420 x 240 x 220 mm
500 x 435 x 460 mm(4PCS/CTN)
N.W: 3.1 kg
G.W: 3.71 kg, 16 kg(4PCS/CTN)



1200W FOG MACHINE SI051E



Power supply: AC220-240V,50Hz-60Hz;
AC110-127V,50Hz-60Hz
Power consumption: 1200W
Warm up time: 8mins
Tank capacity: 0.9L
Smoke output: 10000cuft/min
Output distance: 6~8m
Control: Manual control, External remote control
Wireless distance: 25m
Dimension size: 415 x 200 x 185 mm
Packing size: 465 x 290 x 225 mm
600 x 480 x 480 mm(4PCS/CTN)
N.W: 6.6 kg(1PCS/CTN)
G.W: 17.9 kg(2PCS/CTN)



1500W FOG MACHINE SI052




Power supply: AC220-240V,50Hz-60Hz;
AC110-127V,50Hz-60Hz
Power consumption: 1500W
Warm up time: 8mins
Tank capacity: 2.3L
Smoke output: 18000cuft/min
Output distance: 6~8m
Control: Manual control, External remote control
Wireless distance: 25m
Dimension size: 470 x 260 x 190 mm
Packing size: 530 x 320 x 270 mm
660 x 545 x 290 mm(2PCS/CTN)
N.W: 6.6 kg
G.W: 8.2 kg, 17.9 kg(2PCS/CTN)



800W COLOR FOG MACHINE SI108



Power supply: AC 220-240V, 50-60Hz / AC 110-127V, 50-60Hz
Controls: Manual controller, Wireless remote control
Power consumption: 800W
Light Source: 6x3W (R:2 G:2 B:2)
Life time: 50000 hours
Fluid sensor protection: Support
Wireless distance: 25m
Tank capacity: 1.5L
Warm up time: 2min
Output distance: 8m
Smoke output: 8000 cuft/min
Dimension size: 325 x 210 x 165 mm
N.W: 4.2 kg



400W COLOR FOG MACHINE SI109



Power supply: AC 220-240V, 50-60Hz / AC 110-127V, 50-60Hz
Power consumption: 400W
Light Source: 3x1W R / G / B (optional)
Life time: 50000 hours
Controls: Manual Wire control
Wire distance: 5m
Tank capacity: 0.25L
Warm up time: 3min
Output distance: 3m
Smoke output: 3000 cuft/min
Dimension size: 255 x 128 x 150 mm
Packing size: 290 x 150 x 190 mm
 610 x 330 x 420 mm (8PCS/CTN)
N.W: 2 kg
G.W: 2.3 kg, 18.4 kg (8PCS/CTN)



LED MULTI DIRECTION FOG MACHINE SI033



Power supply: AC 220-240V, 50-60Hz / AC 110-127V, 50-60Hz
Power consumption: 1500W
Light Source: 9x3W (R:3 G:3 B:3)
Life time: 50000 hours
Controls: DMX 512, AUTO, wire, remote
DMX Channels: 2channel
Wire-control distance: 5m
Wireless distance: 25m
Tank capacity: 2.5L
Warm up time: 8 min
Output distance: 8m
Smoke output: 15000 cuft/min
Dimension size: 360 x 295 x 157 mm
Packing size: 465 x 365 x 255 mm, 480 x 380 x 530 mm (2PCS/CTN)
N.W: 6.2 kg
G.W: 7.3 kg (1pcs), 16 kg (2pcs)



FOG MACHINE + LED CRYSTAL SI101

Power supply: 220V-240V, 50-60Hz / 110-127V, 50-60Hz
Power consumption: 408W
Life source: 3x3W (R:1 G:1 B:1)
Life time: 50000h
Controls: Manual control
Wire-control distance: 5m
Tank capacity: 0.9L
Warm up time: 5min
Output distance: 3m
Smoke output: 3000 cuft/min
Dimension size: 290 x 215 x 170 mm
Packing size: 378 x 236 x 262 mm



1500W PROFESSIONAL FOG MACHINE S1047



Power supply: AC220-240V,
50Hz-60Hz; AC110-127V, 50Hz-60Hz
Power consumption: 1500W
Control: DMX512 (1 Channel), remote control, Manual control
Temperature control: Electronic temperature control
Capacity: 2.3L
Output: 15000cuft/min
Output distance: 6-8M
Warm up time: 8min
Remote control distance: 20-30m
Dimension size: 470X280X140 mm
Packing size: 565X370X260 mm
575X380X540 mm(2PCS/CTN)

N.W: 7.5 kg
G.W: 8.6 kg, 18.5 kg(2PCS/CTN)

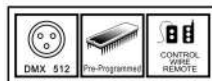


DMX 1500W MOVING HEAD FOG MACHINE S1044B



Power supply: AC220-240V
/50HZ; AC110-120V/60HZ
Power consumption: 1500W
Control: DMX512 (2 Channels), remote control, Manual control
Capacity: 2.32L
Output: 1500cuft/min
Output distance: 6-8M
Warm up time: 8min
Remote control distance: 20-30m
Output direction: 0~90°
Packing size: 510X375X260mm
525X390X540mm(2PCS/CTN)

N.W: 9.5 Kg
G.W: 10.5 Kg



3000W PROFESSIONAL FOG MACHINE S1049




Power supply: AC220-240V,
50Hz-60Hz; AC110-127V, 50Hz-60Hz
Power consumption: 3000W
Overload protection: Air switch
Control: DMX512(1 Channel), remote
control, Manual control
Capacity: 6L
Output: 30000cuft/min
Output distance: 10-12M
Remote control distance: 20-30M
Warm up time: 8-10min
Dimension size: 600 x 302 x 235 mm
Packing size: 670 x 340 x 300 mm
N.W: 18.3 kg
G.W: 19.5 kg



HAZE MACHINE S1016N




Power supply: AC220-240V, 50Hz-
60Hz; AC110-127V, 50Hz-60Hz
Power consumption: 1200W
Control model: wire
Wire control distance: 5m
Tank capacity: 1.2L
Warm up time: 8 min
Smoke output: 5600cuft/min
Output distance: 4-5m
Dimension size: 525×210×235mm
Packing size: 610×320×320mm
N.W: 8.2kg
G.W: 9.3kg



MULTI DIRECTION FOG MACHINE SI032F



Power supply: AC220-240V,50Hz-60Hz;
AC110-127V,50Hz-60Hz
Power consumption: 1500W
Warm up time: 8 min
Tank capacity: 2.5L
Smoke output: 15000 cuft/min
Output distance: 8m Remote
Control distance: 20~30m
Controls: DMX 512, wire, remote
Dimension size: 360 x 295 x 137 mm
Packing size: 465 x 365 x 255 mm
480 x 380 x 530 mm(2PCS/CTN)
N.W: 6.2 kg
G.W: 7.3 kg(1pcs), 16 kg(2pcs)



LOW FOG MACHINE SI013



Power supply: AC220-240V,50Hz-60Hz;
AC110-127V,50Hz-60Hz
Power consumption: 1500 W
Tank capacity: 1.2 L
Warm up time: 10 min
Smoke output: 15000 cuft/min
Control: DMX512 (1 Channel) , remote control
Remote control distance: 20~30 m
Dimension size: 670 x 355 x 450 mm
Packing size: 700 x 370 x 480 mm
N.W: 16.5 kg
G.W: 18.3 kg



1200W DMX LOW FOG MACHINE SI110



Voltage used: AC110V-127V,50-60HZ / AC220V-240V,50-60HZ
Power consumption: 1200W
Electronic temperature control: Support
Regular quantitative controller: Support
Control mode: DMX512, Manual control
DMX channel: 3CH
Tank capacity: 2.5L
Atomized oil consumption: 80ml/hours
Water capacity: 6L
Water consumption: 1000ml/hours
Warm up time: 3min
Output: 30000cuft/min
Application area: upto 500m²
Dimension size: 610×400×580mm
Packing size: 650×450×770mm
N.W: 30.0kg
G.W(flight case): 46.0kg

600W HAZE MACHINE SI102



SI102 is flight case design. It has more powerful functions and better meet the requirements of professional stage designer. It'll be the notable addition to your stage and greatly lower the maintain cost. SI102 can cause more visual inspiration and passion of audience.

Feature:

1. Quiet. The working noise is lower than 70db which's suitable for shooting occasion with high requirements.
2. Ultra-long and sustaining working time.
3. Producing dry, even, refined smoke without vestigial.
4. Ultra-low oil consumption, 1L fog fluid can be used for 20hours.
5. With adjustable fan both of angle and speed.
6. Professional leak proof bottle, no leakage when transport.

Voltage used: AC100-127V,60Hz / AC220-240V,50Hz

Power: 580W

Current-limited safety device: 250V/5A

Pre-heating time: without preheating

Oil-consumption: 200min/L(30%) , 120min/L(100%)

Smoke output: 3000Cu ft/min

Capacity of oil tank: 2.5L

Fan angle: Support

Switching machine: Support DMX 1

Adjust the wind speed: Support DMX 2

LCD Control: Support

Dimension size: 495×370×390mm

Gross weight: 32.5kg

350W HAZE MACHINE SI103



SI103 is a professional machine with high quality smoke output and human-oriented design. Differ from traditional hazer machine, it no longer needs heating system or oil pump supplying system. It can produce a large amount of translucent haze quickly and quietly coordinate with SR005 professional oil hazer fluid without pre-heating. The hazer will be well-distributed in the air rapidly, lasting for a long time and increasing the light saturation. With wireless controller it can continuously work for a long time so that user wouldn't be busy with turing the machine on and off. It can be used in each high-end performing occasions and pub.

Feature:

1. Silence. Low noise.
2. Dry and thin smoke, diffuse fast.
3. Long-life, plug and play without heating.
4. Professional leak proof bottle, no leakage when transport.
5. Ultra-low oil consumption, 1L smoke fluid can be used for 30 hours.

Voltage used: AC110V-240V/ 50-60Hz

Power: 350W

Current-limited safety device: 250V/5A

Pre-heating time: without preheating

Oil-consumption: 200min/L(30%) , 120min/L(100%)

Smoke output: 2800Cu ft/min

Capacity of oil tank: 2.5L

Switching machine: DMX 1

Wireless Controller: Support

Gross weight: 18.5kg

Packaging volume(mm): 500*320*246

700W FAZER MACHINE SI104



SI104(600W) is suitable for small pub to use no matter hanging on or laying on the ground. It's easy to carry and has complete functions. The spraying angle can be adjusted conveniently. The internal DMX function highly increases the convenience while connecting with other devices. Using timing controller and quantitative controller will make its control more accurate. To coordinate with water professional fluid will produce perfect haze effect.

Voltage used: AC100-127V, 60Hz / AC220-240V, 50Hz

Power: 700W

Current-limited safety device: 250V/5A

Pre-heating time: 2Min

Oil-consumption: 200min/L(30%) , 120min/L(100%)

Smoke output: 3500Cu ft/min

Capacity of oil tank: 2.3L

Electronic temperature control: Support

Regular quantitative controller: Support

Adjusting the size of smoke density: Support DMX 1

Adjust the wind speed: Support DMX 2

Oil-free protection: Support

Digital display 512: Support

Dimension size: 290×275×365mm

Packing size: 370×340×350mm

N.W: 8.3kg

G.W: 9.3kg

700W FAZER MACHINE SI105



SI105(700W) has more functions, prettier appearance, smaller size and can produce perfecter thin haze effect. The new circuit design and internal fan with stronger wind are able to have thin haze all over the stage. By the inside DMX user can adjust the wind and smoke output. Also can adjust more accurately by timing controller and quantitative controller. It can be used in indoors small/medium-sized stage and flowing performing occasions.

Feature:

1. Even haze effect.
2. Without burnt smell.
3. Low noise and environmental.
4. Superior technics.
5. Ultra-low oil consumption.
6. Small size and easy to use.

Voltage used: AC100-127V, 60Hz / AC220-240V, 50Hz

Power: 700W

Current-limited safety device: 250V/5A

Pre-heating time: 2Min

Oil-consumption: 210min/L(30%) 120min/L(100%)

Smoke output: 3500Cu ft/min

Capacity of oil tank: 1.5L

Electronic temperature control: Support

Adjusting the size of smoke density: Support DMX 1

Adjust the wind speed: Support DMX 2

Regular quantitative controller: Support

Oil-free protection: Support

Digital display 512: Support

Dimension size: 370×190×210mm

Packing size: 435×225×260mm

N.W: 5.6kg

G.W: 6.3kg

1500W FAZER MACHINE SI106



This is a large output of smoke fog machine which can quickly produce a large amount of thin smoke in the air. Lights can be gently through, this machine has two kinds of wind power output mode, namely the indoor and outdoor mode. Outdoor mode has larger wind noise, but will smoke to even further afield. To press the switch can select indoor mode which will reduce the noise. Using LCD controller convenient setting, do timing quantitative work and can adjust the smoke output size, can also use the DMX console. The first time after heating, using below 50% output, this fog machines can be used continuously for a long time, there is little water vapor condensation.

Power supply: AC100-127V,60Hz / AC220-240V,50Hz

Power consumption: 1500W

Features: Electronic temperature control, Support Oil-free protection

Control mode: AUTO, DMX512, Manual control, remote(optional)

DMX channel: 2CH(Adjusting the size of smoke density and Adjust the wind speed)

Remote control distance: 20-30m

Tank capacity: 3.0L

Warm up time: 6min

Output: 4500 cuft/min

oil-consumption: 200min/L(30%) , 120min/L(100%)

Dimension size: 600×305×290mm

Packing size: 685×405×350mm

N.W: 10.2kg

G.W: 12.2kg

1500W DMX FOG MACHINE SI107



SI107(1500W) is a well-designed machine which can change the angle. Angle range is 180 degree, loose both side button, adjust the required angle, then tighten the button. You can adjust the angle when used on flat or hung on, many smoke column occur when many sets of parallel use, it has similar effect as stage gas column. Build-in DMX-512 function, smoke output volume adjustable, remote control smoke spraying.

Voltage used: AC110-127V,60Hz / 220-240V,50Hz

Power: 1500W

Current-limited safety device: 250V/8A

Pre-heating time: 8Min

Smoke output: 20000Cu ft/min

Capacity of oil tank: 6L

Electronic temperature control: Support

DMX-512: Support

Wireless Controller: Support

Regular quantitative controller: Optional

Dimension size: 540×340×270mm

Packing size: 640×370×340mm

N.W: 11.0kg

G.W: 12.7kg


1500W SNOW MACHINE SK001

Power supply: AC 220~240 V, 50Hz;
AC 110~127 V, 60Hz (optional)
Power consumption: 1100W
Fuse: 7A/15A
Controls: wire
Tank capacity: 5 L
Protection rating: Ip20
Coverage area: 50m
Dimension: 520 x 320 x 320 mm
Packing size: 610 x 340 x 350 mm
N.W: 8.2 kg
G.W: 9.6 kg



600W SNOW MACHINE SK002

Power supply:
AC 220/110 V, 50/60Hz
Power consumption: 600W
Fuse: 5A/7A
Protection rating: IP20
Tank capacity: 0.9L
Remote control distance: 25m
Coverage area: 30m
Dimension: 320 x 170 x 180 mm
Packing size: 420 x 240 x 220 mm
N.W: 3.5 kg
G.W: 4.5 kg



CONFETTI CANNON SK003

The device use the carbon dioxide fill the air, convenient and safety for operation, portable, it is the necessary device for the happy festival.

Voltage: AC220V
Power Consumption: 150W
Capacity: 0.8-1.5 Mpa




FIRE MACHINE SK005

Power supply: AC 220/110 V, 50/60Hz
Power consumption: 200W
Spray height: 3M
Protection rating: IP20
Dimension: 200 x 165 x 560 mm
Packing size: 600 x 265 x 235 mm
N.W: 6.5 kg
G.W: 8 kg



BIG BUBBLE MACHINE SJ003

Power supply:
AC 110-127 V/60Hz;
AC 220-110 V/50Hz
Power consumption: 100W
Motor: 45rpm x 2
Remote control distance: 25m
Dimension size: 480 x 490 x 470 mm
Packing size: 600 x 490 x 520 mm
N.W: 13 kg
G.W: 15.7 kg



BUBBLE MACHINE SJ001N

Power supply: AC 220-110 V, 50/60Hz;
AC 110-127 V/ 60Hz
Power consumption: 25W
Motor: 20rpm
Protection rate: IP20
Dimension size: 300 x 200 x 270 mm
Packing size: 340 x 270 x 320 mm
N.W: 2.3 kg
G.W: 3 kg



SNOW LIQUID **SR009**

Feature: compound of certain proportion snow oil and distilled water, and added flavor. harmless and environmental protection
Dimension size: 190 x 140 x 300 mm
Packing size: 425 x 335 x 270 mm (4 bottles/CTN)
N.W: 5.5 kg
G.W: 6 kg(1bottle)
N.W: 22 kg
G.W: 24 kg(4bottles /CTN)



BUBBLE LIQUID **SR008**

Feature: compound of certain proportion bubble oil and distilled water, and added flavor. Harmless and environmental protection
Dimension size: 190 x 120 x 320 mm
Packing size: 380 x 285 x 315 mm (4 bottles/CTN)
N.W: 4.8 kg
G.W: 5 kg(1bottle)
N.W: 20 kg
G.W: 22kg(4bottles/CTN)



THICK LIQUID **SR007A**

Feature: compound of certain proportion snow oil and distilled water, and added flavor. harmless and environmental protection
Dimension size: 180 x 140 x 240 mm
Packing size: 395 x 310 x265 mm (4 bottles/CTN)
N.W: 4.8 kg
G.W: 5 kg(1bottle)
N.W: 20 kg
G.W: 22 kg(4bottles /CTN)



MIST FOG LIQUID **SR007B**

Feature: compound of certain proportion snow oil and distilled water, and added flavor. harmless and environmental protection
Dimension size: 180 x 140 x 240 mm
Packing size: 395 x 310 x265 mm (4 bottles/CTN)
N.W: 4.8 kg
G.W: 5 kg(1bottle)
N.W: 20 kg
G.W: 22 kg(4bottles /CTN)



HAZE FLUID **SR005**

Haze special effect hazer fluid
SR005: Colorless, odorless and non-flammable. This is an environment protecting effect hazer fluid that designed for advanced Haze machines. With the features like gold: stable and pure, it produces meticulous and high quality haze which can create the perfect and gorgeous effect through the integration with lights. The translucent, dry and durable haze does no harm to human body and environment. Furthermore, it's composition will increase machine's effect and life span.

6pcs/carton 7KG/carton



SN001 WHITE MIRROR BALL

8#/12#/16#/20#/32#/40#

**SN015 COLOR MIRROR BALL**

8#/12#

**SN024 MIRROR BALL SET****SR010 MOTOR FOR MIRROR BALL
(ROUND SHAPE)**

Power supply: AC220V/110V, 50/60Hz
 Power Consumption: 5W
 Motor: AC220V/3rpm, AC110V/3rpm,
 N.W: 0.5 kg, 15.0 kg (50PCS/CTN)
 G.W: 0.6 kg, 19.3 kg (50PCS/CTN)
 Dimension size: 110 x 110 x 40mm
 Packing size: 160 x 130 x 80mm
 680 x 330 x 430 mm (50PCS/CTN)

**SR012 MOTOR FOR MIRROR BALL
(SQUARE SHAPE)**

Power supply: AC220V/110V, 50/60Hz
 Power Consumption: 5W
 Motor: AC220V/1.5rpm, AC110V/1.5rpm
 N.W: 1.2 kg, 20.0 kg (20PCS/CTN)
 G.W: 1.8 kg, 32.0 kg (20PCS/CTN)
 Dimension size: 150 x 120 x 135 mm
 Packing size: 190 x 140 x 150 mm
 740 x 400 x 330 mm (20PCS/CTN)

STAND**SR001L****SR001M****SR001N**

CLAMP、SAFETY CABLE

SR001T



SR001S



SR001R



SR001Q



SR001F



SR001E



SR001A



SR001H



SR001G



SR055



SR056



SR060



SR065



SR066



SR067



SR068



SR069



SR070



SR071 WHITE



SR071 BLACK



SR072



SR073



SR074



SR075



SR076



SR077



WIRELESS DMX512 TRANSCEIVER **SR100**



Wireless DMX512 Transceiver LC-512X DMX512 console data to the wireless transmission of standard lamps and lighting can also be transmitted on-line data, the product is completely solved the wireless transmission of data between the console lights and lamps, lamp and lampcompletely remove the long dependent on twisted pair. Data transmission process to be done without delay, real-time data and reliable! The product uses 2.4G global open ISM band, license-exempt use. Efficient GFSK modulation, 79 channel high-speed frequency hopping (FHSS) communication design, strong anti-interference ability.

Application:

Stage lighting, theatrical performances, the stadium lights, temporary staging, the city lights, television, conference centers, professional theaters, theme parks, dance halls, bars and small theatrical performances, etc.

Features and Benefits:

- Standard DMX512 three core or five core interface
- Transmission without delay and no packet loss
- Transceiver, auto-switching
- Three-color LED display working status and parameters, one-touch operation
- 79 channels high-speed frequency hopping, 1100 hops / sec, to ensure the reliability of communication
- Built-in Wireless Solution compatibility mode, to ensure that your investment
- You can set 6 groups ID code, with the pairing mode, supports more transmitter universe